

GSA CASE GOODS

Household and Quarters NET PRICE LIST

November 14th 2016

revised 8/31/17

GENERAL SERVICES ADMINISTRATION
FEDERAL SUPPLY SERVICE

AUTHORIZED FEDERAL SUPPLY SCHEDULE

FEDERAL SUPPLY SCHEDULE FOR FURNITURE
SCHEDULE 71, FURNITURE

CONTRACT NUMBER: **GS-28F-007CA**

FOR MORE INFORMATION ON ORDERING FROM FEDERAL SUPPLY SCHEDULES CLICK ON THE
FSS SCHEDULES BUTTON AT [HTTP://WWW.FSS.GSA.GOV](http://www.fss.gsa.gov).

CONTRACT PERIOD:

MARCH 25, 2015 TO MARCH 24, 2035

HARDEN FURNITURE CONTRACT DIVISION

8550 MILL POND WAY

MCCONNELLSVILLE, NY 13401-1844

315/675-3600

FAX 315/245-2884

BUSINESS SIZE: **SMALL BUSINESS**

HARDEN contract

TABLE OF CONTENTS

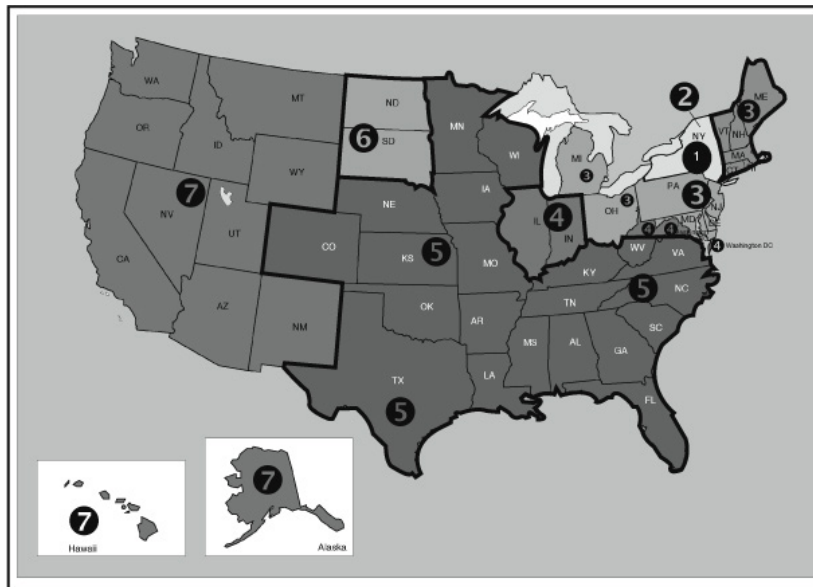
GSA Ordering Information	3-4
General Information	5-7
Finish Information	8-9
GSA Pricing / General Case Goods	10-49
GSA Pricing / Perfect Fit Custom Wall System	50-62

SHIPPING ZONES

Unless otherwise specified, we will ship your order on our Company trucks. We reserve the right, however, to route shipments via common carrier where we deem appropriate.

To calculate the freight cost at the time of order placement, please adhere to the following:

1. Determine the zone to which Harden products are to be shipped.
2. Use the table below to calculate the freight cost as a percentage of the total Net Price of your order.
3. Please indicate on your purchase order the shipping address, zone and percentage for shipping.



Please contact factory for any applicable fuel surcharges.

Zone 1	4%	New York State within 150 miles of Factory, McConnellsville.
Zone 2	5%	New York State Beyond 150 miles.
Zone 3	7%	DE, DC, MD, MI, ME, VT, NH, MA, RI, CT, NJ, OH, PA, Northern VA (above Richmond)
Zone 4	8%	IL, IN, Northern WV (Charleston & above)
Zone 5	10%	AL, AR, CO, FL, GA, IA, KS, KY, LA, MN, MS, MO, NE, NC, OK, SC, Southern VA (Richmond & below), southern WV (below Charleston), TN, TX, WI
Zone 6	11%	ND, SD
Zone 7	12%	AZ, CA, ID, MT, NV, NM, OR, UT, WA, WY

Special: Hawaii and Alaska, must use designated freight forwarding company in CA plus crating charge.

GSA ORDERING INFORMATION

Intended Use: The furniture covered by Special Item Numbers 711-4 and 711-5 is intended for use by Government executives (or equivalent military rank) in the Executive, Judicial, and Legislative Branches, or Armed Forces of the Federal Government. The ordering agency or service is responsible for determining furniture appropriate for use in its offices which will fit within its budget and comply with applicable Federal or internal agency procurement regulations.

1a. AWARDED SINS:

- 71-204 Dormitory, Quarters, Residential Casegoods and Beds
- 71-205 Chairs - Dining
- 71-299 Introduction of New Products

2. ORDER LIMITATION CASE GOODS:

- 71-204 \$1,000,000
- 71-205 \$1,000,000

3. MINIMUM ORDER CASEGOODS: \$ 100

4. GEOGRAPHIC COVERAGE:

The 48 contiguous states; Washington, DC; Alaska; and Hawaii.

5. POINT OF PRODUCTION:

McConnellsville, Oneida County, NY 13401-1844

6. PRICES: Prices herein are **NET** government cost (discount already taken).

7. PROMPT PAYMENT TERMS:

1.5% 10 days (from date of shipment), Net 30 days

8a. GOVERNMENT COMMERCIAL CREDIT CARD:

Accepted below the micropurchase threshold (with no additional discounts).

8b. GOVERNMENT COMMERCIAL CREDIT CARD:

Accepted above the micropurchase threshold (with no additional discounts).

9. ALL ITEMS MADE IN U.S.A.

10a. TIME OF DELIVERY:

90 days or less ARO.

10b. EXPEDITED DELIVERY: N/A

10c. OVERNITE AND 2ND DAY DELIVERY: N/A

10d. URGENT REQUIREMENTS: N/A

11. F.O.B.: McConnellsville, NY

Unless otherwise specified, we will ship your order on our company trucks. Freight will be charged as a percentage of

the net cost of the product order based on the delivery zone (SEE MAP ON PAGE 2).

Freight charges are as follows:

- ZONE 1 - 4% (Within 150 miles of factory)
- ZONE 2 - 5% (Balance of NY state)
- ZONE 3 - 7%
- ZONE 4 - 8%
- ZONE 5 - 10%
- ZONE 6 - 11%
- ZONE 7 - 12%

All merchandise will be blanket wrapped unless agency requests cartoning. There will be a 5% charge for cartoning which is required if common carrier delivery is specified. There will be a 8% charge for crating when air freight delivery is requested.

- Minimum Cartoning Charge: \$ 52
- Minimum Crating Charge: \$ 104

12. ORDERING ADDRESS:

(Orders must be made out to Harden Furniture)
Harden Furniture Contract Division
8550 Mill Pond Way
McConnellsville, NY 13401-1844
Phone: 315/675-3600
Fax: 315/245-2884
Email: contract@harden.com

All Harden furniture is made to order. It is very important that complete information be provided. Please give complete model number, fabric, finish, and description, quantity, shipping address, and any special instructions.

13. PAYMENT ADDRESS: Same as #12 above.

14. WARRANTY:

Seating: 5 Year guaranteed against defects in materials and workmanship

Casegoods: All items are guaranteed against defects in materials and workmanship for a period of 10 years from date of purchase.

15. EXPORT PACKING CHARGES:

For Alaska and Hawaii, designate California based freight forwarding company. Freight will be charged at 12%, plus 8% charge for crating.

For overseas shipments, designate a US export consolidation warehouse. Freight will be based on location plus 8% charge for crating.

Minimum crating charge: \$ 40.

GSA ORDERING INFORMATION

16. **TERMS & CONDITIONS OF GOVERNMENT PURCHASE CARD ACCEPTANCE:** Upon invoicing.

17. **TERMS & CONDITIONS OF RENTAL, MAINTENANCE, AND REPAIR:** N/A

18. **TERMS & CONDITIONS OF INSTALLATION:** N/A

19. **TERMS & CONDITIONS OF REPAIR PARTS:** N/A

20. **LIST OF SERVICE AND DISTRIBUTION POINTS:** N/A

21. **LIST OF PARTICIPATING DEALERS:** Contact Customer Service for dealer listing. Dealers cannot invoice.

22. **PREVENTATIVE MAINTENANCE:** N/A

23. **YEAR 2000 (Y2K) COMPLIANT:** Yes

24. **ENVIRONMENTAL ATTRIBUTES:** N/A

25. **DATA UNIVERSAL NUMBER SYSTEM (DUNS) NUMBER:**
002234003

26. **HARDEN CONTRACT IS REGISTERED IN THE SYSTEM FOR AWARD MANAGEMENT (SAM) DATABASE**

CANCELLATIONS:

There will be no cancellation charge prior to production. After production, actual costs will be assessed if product cannot be sold after 6 months.

RESTOCKING CHARGE:

25% of the order. The government customer would prepay freight.

COMPLETE PURCHASE ORDERS

Harden wants to deliver your merchandise as quickly as possible. In order to eliminate unnecessary delays, the following information MUST be included on the order:

1. CONTRACTOR:

Harden Furniture Contract Division
8550 Mill Pond Way
McConnellsville, NY 13401-1844

2. CONTRACT NO.: GS-28F-007CA

3. QUANTITY

4. MODEL NUMBER & SIN NUMBER

5. DESCRIPTION

6. FABRIC / LEATHER COLLECTION & COLOR NAME

Selections may be made from the Fabric / Leather / Finish Card in the Harden Contract binder.

7. FINISH SELECTION

Selections may be made from the Fabric / Leather / Finish Card in the Harden Contract binder.

8. OPTIONS

9. SHIPPING DESTINATION (include ZONE) with any special instructions.

10. PRICE

If you have any questions about information which needs to be included on your order, please contact our Customer Service Department at 315/675-3600.

TELEPHONE INFORMATION

To expedite your telephone inquiries, please use the extensions listed below:

SWITCHBOARD	(315) 675-3600
GENERAL INFORMATION	Extension #216
ACCOUNTS RECEIVABLE	Extensions #281 or #275
CONTRACT DIVISION	Extensions #229, #216 or #253
FAX	(315) 245-2884
E-MAIL	contract@harden.com
WEBSITE	www.hardencontract.com

CONDITIONS OF SALES

HARDEN WARRANTY

Wood

- Solid hardwoods and veneer panels include natural defects such as mineral marks, pitch pockets, color and grain variation that are not covered under the terms of this warranty. 10 year limited for case goods.
- Dining chairs and office chairs are limited to a warranty period of 5 years, with fabric and leather limited per the terms of our upholstery warranty.
- The use of glass tops will encourage warping by restricting the normal exchange of moisture and thus voids warranty coverage.
- Solid cherry and cherry veneer will darken as it ages, assuming a deep, rich patina. As this is a natural characteristic of cherry it is not covered by warranty.
- Stains, glazes and lacquers will experience subtle changes in color and texture, particularly when exposed to heat and/or direct sunlight, and thus are not covered by warranty.
- The use of silicone polish will cause the top coat of lacquer to become "cloudy" and evidence of silicone contamination will void this warranty.

Any claims under this warranty should be made through the dealer where the original purchase was made.

STANDARD OF PRODUCT SERVICE

Harden Mission Statement — We are dedicated to making Harden the leading manufacturer of the finest residential and commercial interiors, always exceeding expectations for excellence and innovation. We will grow and prosper as an American manufacturer, committed to being the best, respecting our teammates, and aspiring to create a great experience for our customer.

Harden Furniture Responsibilities —

- Strive to deliver product that consistently meets the quality standards of Harden Furniture.
- Properly train Harden sales representatives and personnel so they may recognize problems, identify their source and determine solutions.
- Monitor retailer service levels for excessive difficulties.
- Offer factory sales training for interested dealers.

Harden Dealer Responsibilities —

- Ensure that all retail personnel, specifically administrative and operational, are well trained in all Harden product services.
- Perform basic pre-delivery preparation which would include the following:
 - Alignment adjustments (if necessary)
 - Leveling of item
 - Adjust drawer fit
 - Adjust drawer slides
 - Adjust pocket doors
 - Align wall units
 - Minor touch-up (if necessary)
 - Repair scratches
 - Repair small season splits
 - Repair small handling dents
 - Edge touch-up
 - Install necessary hardware

DAMAGED OR DEFECTIVE MERCHANDISE

We strive to produce a fine quality product and to deliver it to our customers with the utmost care. Should problems occur, however, we reserve the right to determine the most appropriate means of resolving a claim involving damaged or defective merchandise, but we recommend that the following guidelines be adhered to:

1. To expedite the process, a local repair should be the first choice in handling a piece of defective merchandise. **Local repair charges must be authorized by the factory before proceeding with any repair.** Local repair charges will not be accepted after 10 days from the date of delivery.
2. If a piece of damaged or defective merchandise cannot be locally repaired, your account executive should be contacted as soon as possible. You will be provided a return authorization form and number. Should any item delivered on our truck be damaged, our driver has the authority to return it for prompt repair or replacement.
3. Any product ordered in Burnished Oil finish cannot be replaced, regardless of the damage or defect. As Burnished Oil finish ages, its color changes, precluding our accepting any replacement requests. A factory or local repair of the defective/damaged item are the only options.
4. In the event of a problem, we will assume full responsibility for transporting the merchandise between our factory and the delivery point on our truck. We cannot assume responsibility for any secondary delivery costs to and from your customer, and will not accept the cost of returning merchandise to our factory via another carrier.

ORDER CONFIRMATION

1. Order confirmations, indicating final production specifications, will be processed promptly. It is your responsibility to check for errors.
2. Orders will not be released for production until all information is complete.

DROP SHIPMENTS

It is our policy not to allow direct factory shipments to dealers' customers or to any location other than a dealer's normal receiving dock. On occasion, with factory approval, we will make an exception and deliver to a commercial address with loading dock facilities. There will be a 5% drop ship charge in addition to the standard rate to the receiver. NO RESIDENTIAL DELIVERIES.

CASE GOODS GENERAL INFORMATION

BED INFORMATION (SIN 71-204)

Bed Installation — The delivery and installation of beds with tall posts into a consumer's home is always a concern. All 4/6-5/0 **high post** beds are manufactured with a complete and assembled headboard and footboard. If delivery will be a problem due to the height of the posts, beds can be special ordered with a disassembled headboard and footboard. Concealed wooden blocks are installed on the inside of the footboard rail and the back side of the headboard rail with wood screws. These rails are bored and doweled into the posts as well. The headboard panel is mortised into the posts, and wood screws are used on the back side to secure it further. This special construction must be ordered at the time of sale, as beds cannot be modified in this manner after they are manufactured. Beds desired with this modification should state on the order, **SHIP FOOTBOARD AND HEADBOARD SO EACH MAY BE DISASSEMBLED**. This feature is not standard and there will be an additional charge of **\$85.05**.

SPECIAL NOTE: Tall Post 6/0-6/6 beds are manufactured to be unassembled as standard, therefore, there will be no additional charge. Exception - 1608 6/6 Bed is not designed to be disassembled.

Bed Sizes — All 4/6 and 5/0 beds utilize the larger 5/0 headboard and footboard. When a 4/6 bed is ordered, shorter rails are provided. Dovetail fasteners are mounted to conform to the width of standard 4/6 bedding.

The 1927 Artistry Bed is available in **true** California King (6/0) size.

Additionally, a number of other beds are available as a California King utilizing the larger 6/6 headboard and footboard. Dovetail fasteners are mounted to conform to the width of standard 6/0 bedding.

Built-in Height Adjustment — All Harden beds employ dovetail fasteners with the exception of:

703 Upholstered Beds

1519 Continental Crossing Beds

1612 Cabinetmaker's Cherry Beds

The dovetail feature allows for easy adjustment of side rails in the case where a mattress needs to be raised or lowered. Rails can be lowered 2¹/₈ to 4¹/₄ depending on the post design. The mattress height may be raised in 1 increments up to 3 by moving the rail cleat. All holes are pre-bored at the factory.

5/0, 6/0 & 6/6 Beds are shipped with the UV3000 metal support system. Wood slats are available as an option at no additional charge.

3/3 & 4/6 Beds are standard with wood slats.

Center Support Option — The No. 27 Center Support System consists of three steel slats that include two adjustable center supports on each slat (standard on all 5/0, 6/0 and 6/6 beds) and can be ordered separately for use on any size bed at a cost of **\$113.40**.

Headboard Only — When a headboard is ordered to be used with a metal bed frame, the posts will be pre-bored. If necessary, height adjusters, and/or modi plates, can be provided for easy installation.

Metal Frames — Available for use with most headboards:

62-33	3/3 Size	\$113.40	62-66	6/6 Size	\$134.66
62-46	4/6 Size	\$113.40	62-60	6/0 Size	\$134.66
62-50	5/0 Size	\$113.40			

Some high post headboards are only available with a specially designed heavy duty metal frame and are listed in the individual style number listing.

Adjustable Heavy Duty Metal Frames — Available for use with most headboards:

63-33	3/3 Size	\$460.68	63-66	6/6 Size	\$567.00
63-46	4/6 Size	\$531.56	63-60	6/0 Size	\$567.00
63-50	5/0 Size	\$531.56			

Post Extenders — Post extenders, 12 high, are available at a cost of **\$85.05**, should added height be desired.

CARTONING/CRATING

All case goods are blanket wrapped for shipping on Harden trucks. If needed, cartoning/crating may be obtained at an additional charge as shown below:

<i>Application</i>	<i>Method</i>	<i>Cost</i>
Container-loaded at factory.	Carton	5%
Common Carrier (Freight) and FedEx/UPS/RPS.	Crate	8%
Our truck to a warehouse. <i>(For later shipment via common carrier or container.)</i>	Crate	8%
Air freight or other preventative need.	Crate	8%

Cartoned pieces sent freight will be reinforced to add extra protection.

MINIMUM CARTONING CHARGE: **\$28.35**

MINIMUM CRATING CHARGE: **\$56.70**

Percentages also apply to furniture that is not normally cartoned or crated and sent via Harden truck.

DIMENSIONS

Dimensions listed throughout this price list are approximate. Variations exist due to fabric selection and the nature of hand-craftsmanship. We reserve the right to modify without notice.

FURNITURE POLISH

Specially blended Harden Polish is available at **\$8.50** per pint and shipped in cases of one dozen bottles only. With an order for six cases, we will furnish a bonus case at no charge. Postal regulations prohibit us from shipping polish. Deliveries must be made by a Harden company truck.

CASE GOODS GENERAL INFORMATION

HARDWARE CHANGES

It is generally possible to change the style of hardware as long as **the boring dimensions are consistent**, tarnish an untarnished piece of hardware or vice versa. There is no charge for changing the style of hardware and a **\$4.25** charge per piece of hardware for tarnishing, antiquing or painting on non-decorative items.

Hardware finish standards differ between finishes. Refer to the Harden Finish Brochure for specific hardware information.

DINING TABLE LEAF BAGS

All dining tables are standard with individual fabric leaf bags at no additional charge.

FINISH INFORMATION

Harden offers **Standard Finishes**, **Hand-Painted Finishes** and **Decorative Finishes**. Refer to the **Harden Finish Brochure** for specific information.

Standard Finishes (no upcharge)

The Standard Finishes are as follows:

Acorn	Flax	Spice
Aged Acorn	Graphite	Spring Creek
Autumn <i>(Wormy Maple Only)</i>	Great Camps <i>(Cabinet, Cherry only)</i>	Storm
Bordeaux	Havana	Vintage
Brandywine	Lava	Westport
Burnished Oil	Mystic	
Cambridge	Natural Cherry	
Carob <i>(Walnut Only)</i>	Natural Walnut <i>(Walnut Only)</i>	
Champagne	Nutmeg	
Cocoa	Old Tavern	
Cognac	Oyster <i>(Artistry Only)</i>	
Dunhill	Saranac	
Dusk	Sepia <i>(Walnut Only)</i>	
Estate	Sonoma	
Flannel <i>(Artistry Only)</i>		

Hand-Painted Finishes (no upcharge)

The Hand-Painted Finishes are as follows:

Dover White	Metallic Fog	Midnight
Luna		

Decorative Finishes

Available on all case good collections at a charge of **10%** above the standard and hand-painted finishes. The Decorative Finishes are as follows:

Agean	Barnboard <i>(+20%)</i>	Linden
Antique Pearl	Blackberry	Sundance
Antique Sterling	Keltic	Tortoise

Benjamin Moore Paints

The full range of Benjamin Moore Paints is available at a charge of **20%** above the cost of the standard finishes. If a panel is required in advance for approval, whether it is requested by the customer or determined necessary by Harden, a **\$85.05** charge will be made per panel. In cases where special matches require complicated finish techniques or multi-color applications, we reserve the right to make a charge of **25%**.

Special Finish Match

It is generally possible to match a special finish at a charge of **20%** above the cost of the standard finishes. A panel will be sent in advance for approval, to the customer and a **\$85.05** charge will be made per panel. This charge will be made on **all** match panels. Any finish that is an exception to the standard Harden finish offering must be treated as a special match. As each Harden finish is an exact formula, we are unable to make even slight variations to the color or pattern without a special match charge. In cases where special matches require complicated finish techniques or multi-color applications, we reserve the right to make a charge of **25%**.

Combination Finish Applications

The extra charge for the use of two finishes on an item is **15%**. There are some exceptions to this charge which are listed below:

Dining table bases with contrast tops	\$283.50
<i>Benjamin Moore or Special Finish Match</i>	\$354.37
577 Cabinet — Center Section	\$283.50
<i>Benjamin Moore or Special Finish Match</i>	\$354.37
577 Cabinet — Center and Outside Sections	\$389.81
<i>Benjamin Moore or Special Finish Match</i>	\$446.51
1685 China — Center Section	\$283.50
<i>Benjamin Moore or Special Finish Match</i>	\$354.37
1685 China — Center and Outside Sections	\$389.81
<i>Benjamin Moore or Special Finish Match</i>	\$446.51
1805 Armoire — Interior	\$283.50
<i>Benjamin Moore or Special Finish Match</i>	\$354.37

PHYSICAL DISTRESSING

Physical Distressing is determined by the finish specified. Refer to the Harden Finish Brochure for specific information regarding the different levels of physical distressing available. The Bristol Channel and Continental Crossing Collections must be ordered with a minimum light physical distressing. There will be no charge to add distressing where required by Harden. The Cabinetmaker's Cherry Collection is only available with hand-planed physical distressing.

Pricing Information

If physical distressing is required on a finish **not** standard with physical distressing, on a case goods item, the following charges will be in effect:

All levels — **+5%**

Any finish standard with physical distressing may have the level of distressing changed at no extra charge. See above regarding Bristol Channel, Tapestry, Continental Crossing and Cabinetmaker's Cherry Collections.

Combination Finishes/Physical Distressing

Products may be ordered with combination finishes, such as a Dining Table base with contrasting top (See Page 8).

If two distressed finishes are ordered on the same piece, each finish will carry its own level of distressing.

Example #1: Dining Table ordered with Dover White base and Renaissance top will be finished with distressing unique to Dover White on the base and medium distressing on the top.

Example #2: 577 Library Cabinet ordered in Pine Shops (no distressing) with Cameo interior. Only the interior will be distressed.

FINISH INFORMATION

DISCONTINUED FINISHES

We will provide any discontinued standard Harden finish at a charge of **10%** above the cost of the standard finishes; discontinued Harden hand-painted and decorative finishes are available at **20%** above the cost of standard finishes. If a panel is required in advance for approval, whether it is requested by the customer or determined necessary by Harden, a **\$85.05** charge will be made per panel. Please keep in mind that cherrywood darkens with age and slight variations in color do occur over time.

UNFINISHED

A **10%** allowance will be made on any case good item ordered unfinished. *Not available on Tapestry, Bristol Channel, Cabinetmaker's Cherry and Continental Crossing Collections.*

GSA HHQ CASE GOODS NET PRICES

SIN# 71-204 (unless otherwise noted)

STYLE	DESCRIPTION	COLLECTION	PRICE	DIMENSIONS & NOTES		
195	Cocktail Table	Classic Cherry	\$1,162.35	38W	27-1/2D	17H
197	End Table	Classic Cherry	\$1,105.65	22W	27D	23H
279	Server	Classic Cherry	\$2,487.71	36W	20D	34-1/2H
316	Wine Table	Classic Cherry	\$567.00	18Diameter		26H
326-2	Dining Table	Classic Cherry	\$5,620.38	84W	44D	30-1/4H
331	End Table	Natural Transitions	\$708.75	22Diameter		24H
332	Sofa Table/Wood Top	Natural Transitions	\$815.06	52W	16D	27H
332-1/2	Sofa Table/Granite Top	Natural Transitions	\$1,268.66	52W	16D	27H
337	End Table	Natural Transitions	\$807.97	22W	28D	24H
338	Cocktail Table	Natural Transitions	\$970.98	46W	24D	17H
353	Console	Classic Cherry	\$970.98	58-3/4W	13-3/4D	30H
355	Cocktail Table	Classic Cherry	\$1,034.77	56-3/4W	22-3/4D	15H
356	Side Table	Classic Cherry	\$722.92	26-3/4W	23-3/4D	23H
358	Cocktail Table	Classic Cherry	\$1,034.77	36-3/4W	36-3/4D	15H
371	Door Chest	Classic Cherry	\$1,771.87	27-1/2W	18D	27H
377	Console	Classic Cherry	\$1,594.68	64W	16-1/2D	33H
500	Side Table	Classic Cherry	\$637.87	24Diameter		26H
501-2	Dining Table	Classic Cherry	\$5,620.38	82W	48D	30H
501-3	Dining Table	Classic Cherry	\$5,910.97	82W	48D	30H
502-100	48" Round Table	Classic Cherry	\$2,211.30	48W	48D	30H
502-110	48" Round Table/Veneer	Classic Cherry	\$3,019.27	48Diameter		30H
502-200	48" Round Table	Classic Cherry	\$2,211.30	48W	48D	30H
502-210	48" Round Table/Veneer	Classic Cherry	\$3,019.27	48Diameter		30H
502-300	48" Round Table	Classic Cherry	\$2,282.17	48W	48D	30H
502-310	48" Round Table/Veneer	Classic Cherry	\$3,104.32	48Diameter		30H
502-500	48" Round Table	Classic Cherry	\$2,282.17	48Diameter		30H
502-510	48" Round Table Veneer	Classic Cherry	\$3,104.32	48Diameter		30H
503-100	54" Round Table	Classic Cherry	\$2,530.23	54W	54D	30H
503-110	54" Round Table/Veneer	Classic Cherry	\$3,352.38	54Diameter		30H
503-200	54" Round Table	Classic Cherry	\$2,530.23	54W	54D	30H
503-210	54" Round Table/Veneer	Classic Cherry	\$3,352.38	54Diameter		30H
503-300	54" Round Table	Classic Cherry	\$2,700.33	54W	54D	30H
503-310	54" Round Table/Veneer	Classic Cherry	\$3,515.40	54Diameter		30H
503-500	54" Round Table	Classic Cherry	\$2,608.20	54Diameter		30H
503-510	54" Round Table Veneer	Classic Cherry	\$3,423.26	54Diameter		30H
508-100	60" Round Table	Classic Cherry	\$3,189.37	60W	60D	30H

* Physical Distressing Standard

** Hand-Planed Physical Distressing Standard

GSA HHQ CASE GOODS NET PRICES

SIN# 71-204 (unless otherwise noted)

STYLE	DESCRIPTION	COLLECTION	PRICE	DIMENSIONS & NOTES	
508-110	60" Round Table/Veneer	Classic Cherry	\$4,004.43	60Diameter	30H
508-300	60" Round Table	Classic Cherry	\$3,288.60	60W 60D	30H
508-310	60" Round Table/Veneer	Classic Cherry	\$4,103.66	60Diameter	30H
508-500	60" Round Table	Classic Cherry	\$3,189.37	60Diameter	30H
508-510	60" Round Table Veneer	Classic Cherry	\$4,004.43	60Diameter	30H
510	Round Pedestal Table	Classic Cherry	\$1,020.60	26Diameter	26H
511	Sideboard	Classic Cherry	\$2,374.31	60-1/2W 21D	35-1/2H
514	Serving Buffet	Classic Cherry	\$2,303.43	56-1/2W 19-1/2D	36H
516	Mirror	Classic Cherry	\$588.26	29-1/2W 1-1/2D	45-1/2H
517-100	Wood Top Console	Classic Cherry	\$1,396.23	38W 18D	34-1/2H
517-200	Mirror Top Console	Classic Cherry	\$1,452.93	38W 18D	34-1/2H
518	Huntboard	Classic Cherry	\$1,743.52	52W 19D	36H
Δ 520-100	Special Round Table	Classic Cherry	\$137.49 sq. ft.	Per custom specifications / Minimum price for custom dining table -	
Δ 520-200	Special Round Table	Classic Cherry	\$137.49 sq. ft.	Per custom specifications / Minimum price for custom dining table -	
Δ 520-300	Special Round Table	Classic Cherry	\$137.49 sq. ft.	Per custom specifications / Minimum price for custom dining table -	
Δ 520-400	Special Round Table	Classic Cherry	\$137.49 sq. ft.	Per custom specifications / Minimum price for custom dining table -	
Δ 521-100	Special Rectangular Table	Classic Cherry	\$137.49 sq. ft.	Per custom specifications / Minimum price for custom dining table -	
Δ 521-102	Special Rectangular Table	Classic Cherry	\$137.49 sq. ft.	Per custom specifications	
Δ 521-103	Special Rectangular Table	Classic Cherry	\$137.49 sq. ft.	Per custom specifications	
Δ 521-200	Special Rectangular Table	Classic Cherry	\$137.49 sq. ft.	Per custom specifications / Minimum price for custom dining table -	
Δ 521-202	Special Rectangular Table	Classic Cherry	\$137.49 sq. ft.	Per custom specifications	
Δ 521-203	Special Rectangular Table	Classic Cherry	\$137.49 sq. ft.	Per custom specifications	
Δ 521-300	Special Rectangular Table	Classic Cherry	\$137.49 sq. ft.	Per custom specifications / Minimum price for custom dining table -	
Δ 521-302	Special Rectangular Table	Classic Cherry	\$137.49 sq. ft.	Per custom specifications	
Δ 521-303	Special Rectangular Table	Classic Cherry	\$137.49 sq. ft.	Per custom specifications	
Δ 521-500	Special Rectangular Table	Classic Cherry	\$137.49 sq. ft.	Per custom specifications / Minimum price for custom dining table -	
Δ 521-502	Special Rectangular Table	Classic Cherry	\$137.49 sq. ft.	Per custom specifications	

Δ Please refer to the Classic Cherry Collection Catalog for Special Size Custom Dining Table guidelines.

* Physical Distressing Standard

** Hand-Planed Physical Distressing Standard

GSA HHQ CASE GOODS NET PRICES

SIN# 71-204 (unless otherwise noted)

STYLE	DESCRIPTION	SIN#	COLLECTION	PRICE	DIMENSIONS & NOTES		
Δ521-503	Special Rectangular Table		Classic Cherry	\$137.49 sq. ft.	Per custom specifications		
523	End Table		Classic Cherry	\$1,013.51	30-1/2W	20-1/2D	25-1/2H
527	Round End Table		Classic Cherry	\$1,417.50	26Diameter		28-1/2H
537	Cocktail Table		Classic Cherry	\$1,608.86	48W	29D	20-1/4H
541	End Table		Classic Cherry	\$758.36	15W	24D	26-1/4H
542	Dining Table		Classic Cherry	\$1,800.22	56Diameter		30H
551-2	Dining Table		Classic Cherry	\$5,067.56	82W	48D	30H
551-3	Dining Table		Classic Cherry	\$5,365.23	82W	48D	30H
555	Arm Chair		Classic Cherry		21-1/2W	24-1/2D	38H 18W
			Harden Fabric	\$722.92	19SD	18SH	26-1/4AH
			Harden Leather	\$935.55	Fabric Required 1-3/4 yds. Leather Required 26-3/4 sq ft.		
556	Side Chair		Classic Cherry		21-1/2W	24-1/2D	38H
			Harden Fabric	\$623.70	19SD	18SH	
			Harden Leather	\$836.33	Fabric Required 1-3/4 yds. Leather Required 26-3/4 sq ft.		
566	Chest		Classic Cherry	\$2,998.01	44W	18D	66H
567	Dresser		Classic Cherry	\$3,104.32	70W	20D	38H
568	Bachelor Chest		Classic Cherry	\$1,502.55	36W	19D	36H
569	Night Stand		Classic Cherry	\$1,247.40	28W	18D	28H
572	Mirror		Classic Cherry	\$680.40	53-1/4W	1-1/4D	37-1/4H
573	Mirror		Classic Cherry	\$673.31	40W	2-3/4D	48H
577	Cabinet		Classic Cherry	\$7,626.15	85W	21-1/2D	88H
578	China		Classic Cherry	\$8,015.96	72W	19-1/4D	90-1/2H
579	Cocktail Table		Classic Cherry	\$1,630.12	67W	42D	24H
580	Hi-Lo Table		Classic Cherry	\$2,260.91	44Diameter		19H
580-200	Hi-Lo Table		Classic Cherry	\$2161.68	44Diameter		19H
581-102	68" Rectangular Table		Classic Cherry	\$4,082.40	68W	44D	30H
581-103	68" Rectangular Table		Classic Cherry	\$4,401.33	68W	44D	30H
581-112	Dining Table/Veneer		Classic Cherry	\$5,053.38	68W	44D	30H
581-113	Dining Table/Veneer		Classic Cherry	\$5,506.98	68W	44D	30H
581-202	68" Rectangular Table		Classic Cherry	\$4,082.40	68W	44D	30H
581-203	68" Rectangular Table		Classic Cherry	\$4,401.33	68W	44D	30H
581-212	Dining Table/Veneer		Classic Cherry	\$5,053.38	68W	44D	30H
581-213	Dining Table/Veneer		Classic Cherry	\$5,506.98	68W	44D	30H
581-302	68" Rectangular Table		Classic Cherry	\$4,082.40	68W	44D	30H
581-303	68" Rectangular Table		Classic Cherry	\$4,401.33	68W	44D	30H
581-312	Dining Table/Veneer		Classic Cherry	\$5,053.38	68W	44D	30H
581-313	Dining Table/Veneer		Classic Cherry	\$5,506.98	68W	44D	30H

* Physical Distressing Standard

** Hand-Planed Physical Distressing Standard

GSA HHQ CASE GOODS NET PRICES

SIN# 71-204 (unless otherwise noted)

STYLE	DESCRIPTION	COLLECTION	PRICE	DIMENSIONS & NOTES		
587-102	76" Rectangular Table	Classic Cherry	\$4,564.35	76W	48D	30H
587-103	76" Rectangular Table	Classic Cherry	\$4,890.37	76W	48D	30H
587-112	Dining Table/Veneer	Classic Cherry	\$5,577.86	76W	48D	30H
587-113	Dining Table/Veneer	Classic Cherry	\$5,981.85	76W	48D	30H
587-202	76" Rectangular Table	Classic Cherry	\$4,564.35	76W	48D	30H
587-203	76" Rectangular Table	Classic Cherry	\$4,890.37	76W	48D	30H
587-212	Dining Table/Veneer	Classic Cherry	\$5,577.86	76W	48D	30H
587-213	Dining Table/Veneer	Classic Cherry	\$5,981.85	76W	48D	30H
587-302	76" Rectangular Table	Classic Cherry	\$4,564.35	76W	48D	30H
587-303	76" Rectangular Table	Classic Cherry	\$4,890.37	76W	48D	30H
587-312	Dining Table/Veneer	Classic Cherry	\$5,577.86	76W	48D	30H
587-313	Dining Table/Veneer	Classic Cherry	\$5,981.85	76W	48D	30H
589-102	88" Rectangular Table	Classic Cherry	\$5,046.30	88W	48D	30H
589-103	88" Rectangular Table	Classic Cherry	\$5,379.41	88W	48D	30H
589-112	Dining Table/Veneer	Classic Cherry	\$6,088.16	88W	48D	30H
589-113	Dining Table/Veneer	Classic Cherry	\$6,456.71	88W	48D	30H
589-202	88" Rectangular Table	Classic Cherry	\$5,046.30	88W	48D	30H
589-203	88" Rectangular Table	Classic Cherry	\$5,379.41	88W	48D	30H
589-212	Dining Table/Veneer	Classic Cherry	\$6,088.16	88W	48D	30H
589-213	Dining Table/Veneer	Classic Cherry	\$6,456.71	88W	48D	30H
589-302	88" Rectangular Table	Classic Cherry	\$5,046.30	88W	48D	30H
589-303	88" Rectangular Table	Classic Cherry	\$5,379.41	88W	48D	30H
589-312	Dining Table/Veneer	Classic Cherry	\$6,088.16	88W	48D	30H
589-313	Dining Table/Veneer	Classic Cherry	\$6,456.71	88W	48D	30H
589-502	88" Rectangular Table	Classic Cherry	\$5,046.30	88W	48D	30H
589-503	88" Rectangular Table	Classic Cherry	\$5,379.41	88W	48D	30H
589-512	Dining Table/Veneer	Classic Cherry	\$6,088.16	88W	48D	30H
589-513	Dining Table/Veneer	Classic Cherry	\$6,456.71	88W	48D	30H
593-2	Dining Table	Classic Cherry	\$3,472.87	48Diameter		30H
594-2	Dining Table	Classic Cherry	\$3,912.30	54Diameter		30H
598	Credenza	Classic Cherry	\$4,642.31	71W	19D	35-3/4H
599-2	Dining Table	Classic Cherry	\$4,415.51	60Diameter		30H
604	Buffet / Bar	Classic Cherry	\$3,409.08	55W	20D	74H
606	End Table	Classic Cherry	\$559.91	21-1/4W	21-1/4D	22-1/4H
614	Buffet-Bar/Lights	Classic Cherry	\$3,536.66	55W	20D	74H
615	Bed Step	Classic Cherry	\$552.82	18W	15D	14H

* Physical Distressing Standard

** Hand-Planed Physical Distressing Standard

GSA HHQ CASE GOODS NET PRICES

SIN# 71-204 (unless otherwise noted)

STYLE	DESCRIPTION	COLLECTION	PRICE	DIMENSIONS & NOTES		
616	Corner Table	Classic Cherry	\$822.15	26W	26D	26H
618	End Table	Classic Cherry	\$588.26	22-1/4Diameter		25-1/2H
623	Cocktail Table	Classic Cherry	\$1,148.17	42W	30D	22H
624	Cocktail Table	Classic Cherry	\$1,254.48	60W	28D	18-1/4H
625	End Table	Classic Cherry	\$900.11	30W	22-1/4D	29-3/4H
△ 627-100	Special Rectangular Table	Classic Cherry	\$133.24 sq. ft.	Per custom specifications / Minimum price for custom dining table -		
△ 627-101	Special Rectangular Table	Classic Cherry	\$133.24 sq. ft.	Per custom specifications		
△ 627-102	Special Rectangular Table	Classic Cherry	\$133.24 sq. ft.	Per custom specifications		
△ 627-103	Special Rectangular Table	Classic Cherry	\$133.24 sq. ft.	Per custom specifications		
△ 627-200	Special Rectangular Table	Classic Cherry	\$133.24 sq. ft.	Per custom specifications / Minimum price for custom dining table -		
△ 627-201	Special Rectangular Table	Classic Cherry	\$133.24 sq. ft.	Per custom specifications		
△ 627-202	Special Rectangular Table	Classic Cherry	\$133.24 sq. ft.	Per custom specifications		
△ 627-203	Special Rectangular Table	Classic Cherry	\$133.24 sq. ft.	Per custom specifications		
△ 627-300	Special Rectangular Table	Classic Cherry	\$133.24 sq. ft.	Per custom specifications / Minimum price for custom dining table -		
△ 627-301	Special Rectangular Table	Classic Cherry	\$133.24 sq. ft.	Per custom specifications		
△ 627-302	Special Rectangular Table	Classic Cherry	\$133.24 sq. ft.	Per custom specifications		
△ 627-303	Special Rectangular Table	Classic Cherry	\$133.24 sq. ft.	Per custom specifications		
△ 627-400	Special Rectangular Table	Classic Cherry	\$133.24 sq. ft.	Per custom specifications / Minimum price for custom dining table -		
△ 627-401	Special Rectangular Table	Classic Cherry	\$133.24 sq. ft.	Per custom specifications		
△ 627-402	Special Rectangular Table	Classic Cherry	\$133.24 sq. ft.	Per custom specifications		
△ 627-403	Special Rectangular Table	Classic Cherry	\$133.24 sq. ft.	Per custom specifications		
△ 627-500	Special Rectangular Table	Classic Cherry	\$133.24 sq. ft.	Per custom specifications / Minimum price for custom dining table -		
△ 627-501	Special Rectangular Table	Classic Cherry	\$133.24 sq. ft.	Per custom specifications		
△ 627-502	Special Rectangular Table	Classic Cherry	\$133.24 sq. ft.	Per custom specifications		
△ 627-503	Special Rectangular Table	Classic Cherry	\$133.24 sq. ft.	Per custom specifications		
629-00	3/3 Cp Hdbd & Metal Frame†	Classic Cherry	\$1,821.48	45W	75-1/2D	48H
629-01	3/3 Hdbd & Metal Frame†	Classic Cherry	\$2,388.48	43W	74-1/2D	86-1/2H
629-02	3/3 Hdbd & Metal Frame†	Classic Cherry	\$2,863.35	43-1/2W	74-3/4D	86H
629-03	3/3 Hdbd & Metal Frame†	Classic Cherry	\$2,090.81	43W	74-1/2D	71H
629-04	3/3 Hdbd & Metal Frame†	Classic Cherry	\$2,090.81	45W	75-1/2D	60H
629-10	3/3 Bed W/Caps	Classic Cherry	\$2,090.81	45W	84-1/2D	48H

* Physical Distressing Standard

** Hand-Planed Physical Distressing Standard

GSA HHQ CASE GOODS NET PRICES

SIN# 71-204 (unless otherwise noted)

STYLE	DESCRIPTION	COLLECTION	PRICE	DIMENSIONS & NOTES		
629-11	3/3 Bed	Classic Cherry	\$2,657.81	43W	82-1/2D	86-1/2H
629-12	3/3 Bed	Classic Cherry	\$3,125.58	43-1/2W	83D	86H
629-13	3/3 Bed	Classic Cherry	\$2,367.22	43W	82-1/2D	71H
629-14	3/3 Bed	Classic Cherry	\$2,367.22	45W	84-1/2D	60H
629-00	4/6 Cp Hdbd & Metal Frame†	Classic Cherry	\$1,885.27	66W	75-1/2D	48H
629-01	4/6 Hdbd & Metal Frame†	Classic Cherry	\$2,558.58	64W	74-1/2D	86-1/2H
629-02	4/6 Hdbd & Metal Frame†	Classic Cherry	\$3,012.18	64-1/2W	74-3/4D	86H
629-03	4/6 Hdbd & Metal Frame†	Classic Cherry	\$2,154.60	64W	74-1/2D	71H
629-04	4/6 Hdbd & Metal Frame†	Classic Cherry	\$2,154.60	66W	75-1/2D	60H
629-10	4/6 Bed W/Caps	Classic Cherry	\$2,260.91	66W	84-1/2D	48H
629-11	4/6 Bed	Classic Cherry	\$2,955.48	64W	82-1/2D	86-1/2H
629-12	4/6 Bed	Classic Cherry	\$3,402.00	64-1/2W	83D	86H
629-13	4/6 Bed	Classic Cherry	\$2,537.32	64W	82-1/2D	71H
629-14	4/6 Bed	Classic Cherry	\$2,537.32	66W	84-1/2D	60H
629-00	5/0 Cp Hdbd & Metal Frame†	Classic Cherry	\$1,885.27	66W	81-1/2D	48H
629-01	5/0 Hdbd & Metal Frame†	Classic Cherry	\$2,558.58	64W	80-1/2D	86-1/2H
629-02	5/0 Hdbd & Metal Frame†	Classic Cherry	\$3,012.18	64-1/2W	80-3/4D	86H
629-03	5/0 Hdbd & Metal Frame†	Classic Cherry	\$2,154.60	64W	80-1/2D	71H
629-04	5/0 Hdbd & Metal Frame†	Classic Cherry	\$2,154.60	66W	81-1/2D	60H
629-10	5/0 Bed W/Caps	Classic Cherry	\$2,260.91	66W	90D	48H
629-11	5/0 Bed	Classic Cherry	\$2,955.48	64W	88D	86-1/2H
629-12	5/0 Bed	Classic Cherry	\$3,402.00	64-1/2W	88-1/2D	86H
629-13	5/0 Bed	Classic Cherry	\$2,537.32	64W	88D	71H
629-14	5/0 Bed	Classic Cherry	\$2,537.32	66W	90D	60H
629-00	6/6 Cp Hdbd & Metal Frame†	Classic Cherry	\$2,055.37	84W	81-1/2D	48H
629-01	6/6 Hdbd & Metal Frame†	Classic Cherry	\$2,693.25	82W	80-1/2D	86-1/2H
629-02	6/6 Hdbd & Metal Frame†	Classic Cherry	\$3,047.62	82-1/2W	80-3/4D	86H
629-03	6/6 Hdbd & Metal Frame†	Classic Cherry	\$2,324.70	82W	80-1/2D	71H
629-04	6/6 Hdbd & Metal Frame†	Classic Cherry	\$2,324.70	84W	81-1/2D	60H
629-10	6/6 Bed W/Caps	Classic Cherry	\$2,594.02	84W	90D	48H
629-11	6/6 Bed	Classic Cherry	\$3,231.90	82W	88D	86-1/2H
629-12	6/6 Bed	Classic Cherry	\$3,586.27	82-1/2W	88-1/2D	86H
629-13	6/6 Bed	Classic Cherry	\$2,863.35	82W	88D	71H
629-14	6/6 Bed	Classic Cherry	\$2,863.35	84W	90D	60H
629-00	6/0 Cp Hdbd & Metal Frame†	Classic Cherry	\$2,055.37	84W	81-1/2D	48H
629-01	6/0 Hdbd & Metal Frame†	Classic Cherry	\$2,693.25	82W	80-1/2D	86-1/2H

* Physical Distressing Standard

** Hand-Planed Physical Distressing Standard

GSA HHQ CASE GOODS NET PRICES

SIN# 71-204 (unless otherwise noted)

STYLE	DESCRIPTION	COLLECTION	PRICE	DIMENSIONS & NOTES		
629-02	6/0 Hdbd & Metal Frame†	Classic Cherry	\$3,047.62	82-1/2W	80-3/4D	86H
629-03	6/0 Hdbd & Metal Frame†	Classic Cherry	\$2,324.70	82W	80-1/2D	71H
629-04	6/0 Hdbd & Metal Frame†	Classic Cherry	\$2,324.70	84W	81-1/2D	60H
629-10	6/0 Bed W/Caps	Classic Cherry	\$2,594.02	84W	94D	48H
629-11	6/0 Bed	Classic Cherry	\$3,231.90	82W	92D	86-1/2H
629-12	6/0 Bed	Classic Cherry	\$3,586.27	82-1/2W	92-1/2D	86H
629-13	6/0 Bed	Classic Cherry	\$2,863.35	82W	92D	71H
629-14	6/0 Bed	Classic Cherry	\$2,863.35	84W	94D	60H
630	Three Drawer Chest	Classic Cherry	\$1,729.35	36W	19D	32H
632	Console Table	Classic Cherry	\$956.81	42W	12D	32H
638	Night Stand	Classic Cherry	\$900.11	32W	20D	30H
639-00	3/3 Cp Hdbd & Metal Frame†	Classic Cherry	\$1,821.48	45W	75-1/2D	48H
639-01	3/3 Hdbd & Metal Frame†	Classic Cherry	\$2,388.48	43W	74-1/2D	86-1/2H
639-02	3/3 Hdbd & Metal Frame†	Classic Cherry	\$2,863.35	43-1/2W	74-3/4D	86H
639-03	3/3 Hdbd & Metal Frame†	Classic Cherry	\$2,090.81	43W	74-1/2D	71H
639-04	3/3 Hdbd & Metal Frame†	Classic Cherry	\$2,090.81	45W	75-1/2D	60H
639-10	3/3 Bed W/Caps	Classic Cherry	\$2,090.81	45W	84-1/2D	48H
639-11	3/3 Bed	Classic Cherry	\$2,657.81	43W	82-1/2D	86-1/2H
639-12	3/3 Bed	Classic Cherry	\$3,125.58	43-1/2W	83D	86H
639-13	3/3 Bed	Classic Cherry	\$2,367.22	43W	82-1/2D	71H
639-14	3/3 Bed	Classic Cherry	\$2,367.22	45W	84-1/2D	60H
639-00	4/6 Cp Hdbd & Metal Frame†	Classic Cherry	\$1,885.27	66W	75-1/2D	48H
639-01	4/6 Hdbd & Metal Frame†	Classic Cherry	\$2,558.58	64W	74-1/2D	86-1/2H
639-02	4/6 Hdbd & Metal Frame†	Classic Cherry	\$3,012.18	64-1/2W	74-3/4D	86H
639-03	4/6 Hdbd & Metal Frame†	Classic Cherry	\$2,154.60	64W	74-1/2D	71H
639-04	4/6 Hdbd & Metal Frame†	Classic Cherry	\$2,154.60	66W	75-1/2D	60H
639-10	4/6 Bed W/Caps	Classic Cherry	\$2,260.91	66W	84-1/2D	48H
639-11	4/6 Bed	Classic Cherry	\$2,955.48	64W	82-1/2D	86-1/2H
639-12	4/6 Bed	Classic Cherry	\$3,402.00	64-1/2W	83D	86H
639-13	4/6 Bed	Classic Cherry	\$2,537.32	64W	82-1/2D	71H
639-14	4/6 Bed	Classic Cherry	\$2,537.32	66W	84-1/2D	60H
639-00	5/0 Cp Hdbd & Metal Frame†	Classic Cherry	\$1,885.27	66W	81-1/2D	48H
639-01	5/0 Hdbd & Metal Frame†	Classic Cherry	\$2,558.58	64W	80-1/2D	86-1/2H
639-02	5/0 Hdbd & Metal Frame†	Classic Cherry	\$3,012.18	64-1/2W	80-3/4D	86H
639-03	5/0 Hdbd & Metal Frame†	Classic Cherry	\$2,154.60	64W	80-1/2D	71H
639-04	5/0 Hdbd & Metal Frame†	Classic Cherry	\$2,154.60	66W	81-1/2D	60H

* Physical Distressing Standard

** Hand-Planed Physical Distressing Standard

GSA HHQ CASE GOODS NET PRICES

SIN# 71-204 (unless otherwise noted)

STYLE	DESCRIPTION	COLLECTION	PRICE	DIMENSIONS & NOTES		
639-10	5/0 Bed W/Caps	Classic Cherry	\$2,260.91	66W	90D	48H
639-11	5/0 Bed	Classic Cherry	\$2,955.48	64W	88D	86-1/2H
639-12	5/0 Bed	Classic Cherry	\$3,402.00	64-1/2W	88-1/2D	86H
639-13	5/0 Bed	Classic Cherry	\$2,537.32	64W	88D	71H
639-14	5/0 Bed	Classic Cherry	\$2,537.32	66W	90D	60H
639-00	6/6 Cp Hdbd & Metal Frame†	Classic Cherry	\$2,055.37	84W	81-1/2D	48H
639-01	6/6 Hdbd & Metal Frame†	Classic Cherry	\$2,693.25	82W	80-1/2D	86-1/2H
639-02	6/6 Hdbd & Metal Frame†	Classic Cherry	\$3,047.62	82-1/2W	80-3/4D	86H
639-03	6/6 Hdbd & Metal Frame†	Classic Cherry	\$2,324.70	82W	80-1/2D	71H
639-04	6/6 Hdbd & Metal Frame†	Classic Cherry	\$2,324.70	84W	81-1/2D	60H
639-10	6/6 Bed W/Caps	Classic Cherry	\$2,594.02	84W	94D	48H
639-11	6/6 Bed	Classic Cherry	\$3,231.90	82W	92D	86-1/2H
639-12	6/6 Bed	Classic Cherry	\$3,586.27	82-1/2W	92-1/2D	86H
639-13	6/6 Bed	Classic Cherry	\$2,863.35	82W	88D	71H
639-14	6/6 Bed	Classic Cherry	\$2,863.35	84W	90D	60H
639-00	6/0 Cp Hdbd & Metal Frame†	Classic Cherry	\$2,055.37	84W	81-1/2D	48H
639-01	6/0 Hdbd & Metal Frame	Classic Cherry	\$2,693.25	82W	80-1/2D	86-1/2H
639-02	6/0 Hdbd & Metal Frame†	Classic Cherry	\$3,047.62	82-1/2W	80-3/4D	86H
639-03	6/0 Hdbd & Metal Frame†	Classic Cherry	\$2,324.70	82W	80-1/2D	71H
639-04	6/0 Hdbd & Metal Frame†	Classic Cherry	\$2,324.70	84W	81-1/2D	60H
639-10	6/0 Bed W/Caps	Classic Cherry	\$2,594.02	84W	94D	48H
639-11	6/0 Bed	Classic Cherry	\$3,231.90	82W	92D	86-1/2H
639-12	6/0 Bed	Classic Cherry	\$3,586.27	82-1/2W	92-1/2D	86H
639-13	6/0 Bed	Classic Cherry	\$2,863.35	82W	92D	71H
639-14	6/0 Bed	Classic Cherry	\$2,863.35	84W	94D	60H
640	Double Dresser	Classic Cherry	\$2,331.78	56W	19D	34H
642	Tier Chest	Classic Cherry	\$2,508.97	39W	19D	59H
644	Night Table	Classic Cherry	\$1,070.21	26W	16D	26H
645	Entertainment Center	Classic Cherry	\$3,366.56	38W	23D	72-1/2H
646	Lingerie Chest	Classic Cherry	\$1,764.78	23W	19D	54H
648	Night Table	Classic Cherry	\$900.11	26W	16D	26H
649	Night Table	Classic Cherry	\$1,119.82	26W	16D	30-1/2H
652-100	48" Round Table	Classic Cherry	\$2,381.40	48Diameter		30H
652-101	48" Round Table	Classic Cherry	\$2,728.68	48Diameter		30H
652-102	48" Round Table	Classic Cherry	\$3,090.15	48Diameter		30H
652-103	48" Round Table	Classic Cherry	\$3,451.61	48Diameter		30H

* Physical Distressing Standard

** Hand-Planed Physical Distressing Standard

GSA HHQ CASE GOODS NET PRICES

SIN# 71-204 (unless otherwise noted)

STYLE	DESCRIPTION	COLLECTION	PRICE	DIMENSIONS & NOTES	
652-110	48" Round Table	Classic Cherry	\$2,544.41	48Diameter	30H
652-120	48" Round Table	Classic Cherry	\$2,728.68	48Diameter	30H
652-121	48" Round Table	Classic Cherry	\$3,090.15	48Diameter	30H
652-122	48" Round Table	Classic Cherry	\$3,451.61	48Diameter	30H
652-123	48" Round Table	Classic Cherry	\$3,813.07	48Diameter	30H
652-200	48" Round Table	Classic Cherry	\$2,381.40	48Diameter	30H
652-201	48" Round Table	Classic Cherry	\$2,728.68	48Diameter	30H
652-202	48" Round Table	Classic Cherry	\$3,090.15	48Diameter	30H
652-203	48" Round Table	Classic Cherry	\$3,451.61	48Diameter	30H
652-210	48" Round Table	Classic Cherry	\$2,544.41	48Diameter	30H
652-220	48" Round Table	Classic Cherry	\$2,728.68	48Diameter	30H
652-221	48" Round Table	Classic Cherry	\$3,090.15	48Diameter	30H
652-222	48" Round Table	Classic Cherry	\$3,451.61	48Diameter	30H
652-223	48" Round Table	Classic Cherry	\$3,813.07	48Diameter	30H
652-300	48" Round Table	Classic Cherry	\$2,381.40	48Diameter	30H
652-301	48" Round Table	Classic Cherry	\$2,728.68	48Diameter	30H
652-302	48" Round Table	Classic Cherry	\$3,090.15	48Diameter	30H
652-303	48" Round Table	Classic Cherry	\$3,451.61	48Diameter	30H
652-310	48" Round Table	Classic Cherry	\$2,544.41	48Diameter	30H
652-320	48" Round Table	Classic Cherry	\$2,728.68	48Diameter	30H
652-321	48" Round Table	Classic Cherry	\$3,090.15	48Diameter	30H
652-322	48" Round Table	Classic Cherry	\$3,451.61	48Diameter	30H
652-323	48" Round Table	Classic Cherry	\$3,813.07	48Diameter	30H
652-400	48" Round Table	Classic Cherry	\$2,381.40	48Diameter	30H
652-401	48" Round Table	Classic Cherry	\$2,728.68	48Diameter	30H
652-402	48" Round Table	Classic Cherry	\$3,090.15	48Diameter	30H
652-403	48" Round Table	Classic Cherry	\$3,451.61	48Diameter	30H
652-410	48" Round Table	Classic Cherry	\$2,544.41	48Diameter	30H
652-420	48" Round Table	Classic Cherry	\$2,728.68	48Diameter	30H
652-421	48" Round Table	Classic Cherry	\$3,090.15	48Diameter	30H
652-422	48" Round Table	Classic Cherry	\$3,451.61	48Diameter	30H
652-423	48" Round Table	Classic Cherry	\$3,813.07	48Diameter	30H
652-500	48" Round Table	Classic Cherry	\$2,381.40	48Diameter	30H
652-501	48" Round Table	Classic Cherry	\$2,728.68	48Diameter	30H
652-502	48" Round Table	Classic Cherry	\$3,090.15	48Diameter	30H
652-503	48" Round Table	Classic Cherry	\$3,451.61	48Diameter	30H

* Physical Distressing Standard

** Hand-Planed Physical Distressing Standard

GSA HHQ CASE GOODS NET PRICES

SIN# 71-204 (unless otherwise noted)

STYLE	DESCRIPTION	COLLECTION	PRICE	DIMENSIONS & NOTES	
652-510	48" Round Table	Classic Cherry	\$2,544.41	48Diameter	30H
652-520	48" Round Table	Classic Cherry	\$2,728.68	48Diameter	30H
652-521	48" Round Table	Classic Cherry	\$3,090.15	48Diameter	30H
652-522	48" Round Table	Classic Cherry	\$3,451.61	48Diameter	30H
652-523	48" Round Table	Classic Cherry	\$3,813.07	48Diameter	30H
653-100	60" Round Table	Classic Cherry	\$3,047.62	60Diameter	30H
653-101	60" Round Table	Classic Cherry	\$3,402.00	60Diameter	30H
653-102	60" Round Table	Classic Cherry	\$3,763.46	60Diameter	30H
653-103	60" Round Table	Classic Cherry	\$4,139.10	60Diameter	30H
653-110	60" Round Table	Classic Cherry	\$3,231.90	60Diameter	30H
653-111	60" Round Table	Classic Cherry	\$3,586.27	60Diameter	30H
653-112	60" Round Table	Classic Cherry	\$3,947.73	60Diameter	30H
653-113	60" Round Table	Classic Cherry	\$4,302.11	60Diameter	30H
653-120	60" Round Table	Classic Cherry	\$3,402.00	60Diameter	30H
653-121	60" Round Table	Classic Cherry	\$3,763.46	60Diameter	30H
653-122	60" Round Table	Classic Cherry	\$4,139.10	60Diameter	30H
653-123	60" Round Table	Classic Cherry	\$4,493.47	60Diameter	30H
653-200	60" Round Table	Classic Cherry	\$3,047.62	60Diameter	30H
653-201	60" Round Table	Classic Cherry	\$3,402.00	60Diameter	30H
653-202	60" Round Table	Classic Cherry	\$3,763.46	60Diameter	30H
653-203	60" Round Table	Classic Cherry	\$4,139.10	60Diameter	30H
653-210	60" Round Table	Classic Cherry	\$3,231.90	60Diameter	30H
653-211	60" Round Table	Classic Cherry	\$3,586.27	60Diameter	30H
653-212	60" Round Table	Classic Cherry	\$3,947.73	60Diameter	30H
653-213	60" Round Table	Classic Cherry	\$4,302.11	60Diameter	30H
653-220	60" Round Table	Classic Cherry	\$3,402.00	60Diameter	30H
653-221	60" Round Table	Classic Cherry	\$3,763.46	60Diameter	30H
653-222	60" Round Table	Classic Cherry	\$4,139.10	60Diameter	30H
653-223	60" Round Table	Classic Cherry	\$4,493.47	60Diameter	30H
653-300	60" Round Table	Classic Cherry	\$3,047.62	60Diameter	30H
653-301	60" Round Table	Classic Cherry	\$3,402.00	60Diameter	30H
653-302	60" Round Table	Classic Cherry	\$3,763.46	60Diameter	30H
653-303	60" Round Table	Classic Cherry	\$4,139.10	60Diameter	30H
653-310	60" Round Table	Classic Cherry	\$3,231.90	60Diameter	30H
653-311	60" Round Table	Classic Cherry	\$3,586.27	60Diameter	30H
653-312	60" Round Table	Classic Cherry	\$3,947.73	60Diameter	30H

* Physical Distressing Standard

** Hand-Planed Physical Distressing Standard

GSA HHQ CASE GOODS NET PRICES

SIN# 71-204 (unless otherwise noted)

STYLE	DESCRIPTION	COLLECTION	PRICE	DIMENSIONS & NOTES		
653-313	60" Round Table	Classic Cherry	\$4,302.11	60Diameter		30H
653-320	60" Round Table	Classic Cherry	\$3,402.00	60Diameter		30H
653-321	60" Round Table	Classic Cherry	\$3,763.46	60Diameter		30H
653-322	60" Round Table	Classic Cherry	\$4,139.10	60Diameter		30H
653-323	60" Round Table	Classic Cherry	\$4,493.47	60Diameter		30H
653-400	60" Round Table	Classic Cherry	\$3,047.62	60Diameter		30H
653-401	60" Round Table	Classic Cherry	\$3,402.00	60Diameter		30H
653-402	60" Round Table	Classic Cherry	\$3,763.46	60Diameter		30H
653-403	60" Round Table	Classic Cherry	\$4,139.10	60Diameter		30H
653-410	60" Round Table	Classic Cherry	\$3,231.90	60Diameter		30H
653-411	60" Round Table	Classic Cherry	\$3,586.27	60Diameter		30H
653-412	60" Round Table	Classic Cherry	\$3,947.73	60Diameter		30H
653-413	60" Round Table	Classic Cherry	\$4,302.11	60Diameter		30H
653-420	60" Round Table	Classic Cherry	\$3,402.00	60Diameter		30H
653-421	60" Round Table	Classic Cherry	\$3,763.46	60Diameter		30H
653-422	60" Round Table	Classic Cherry	\$4,139.10	60Diameter		30H
653-423	60" Round Table	Classic Cherry	\$4,493.47	60Diameter		30H
653-500	60" Round Table	Classic Cherry	\$2,955.48	60Diameter		30H
653-501	60" Round Table	Classic Cherry	\$3,402.00	60Diameter		30H
653-502	60" Round Table	Classic Cherry	\$3,763.46	60Diameter		30H
653-503	60" Round Table	Classic Cherry	\$4,139.10	60Diameter		30H
653-510	60" Round Table	Classic Cherry	\$3,231.90	60Diameter		30H
653-511	60" Round Table	Classic Cherry	\$3,586.27	60Diameter		30H
653-512	60" Round Table	Classic Cherry	\$3,947.73	60Diameter		30H
653-513	60" Round Table	Classic Cherry	\$4,302.11	60Diameter		30H
653-520	60" Round Table	Classic Cherry	\$3,402.00	60Diameter		30H
653-521	60" Round Table	Classic Cherry	\$3,763.46	60Diameter		30H
653-522	60" Round Table	Classic Cherry	\$4,139.10	60Diameter		30H
653-523	60" Round Table	Classic Cherry	\$4,493.47	60Diameter		30H
654-100	70" Oval Table	Classic Cherry	\$2,693.25	70W	45D	30H
654-101	70" Oval Table	Classic Cherry	\$3,047.62	70W	45D	30H
654-102	70" Oval Table	Classic Cherry	\$3,402.00	70W	45D	30H
654-103	70" Oval Table	Classic Cherry	\$3,763.46	70W	45D	30H
654-120	70" Oval Table	Classic Cherry	\$3,047.62	70W	45D	30H
654-121	70" Oval Table	Classic Cherry	\$3,402.00	70W	45D	30H
654-122	70" Oval Table	Classic Cherry	\$3,763.46	70W	45D	30H

* Physical Distressing Standard

CK = California King

** Hand-Planed Physical Distressing Standard

20

† = Length of frame may vary depending on mattress chosen

GSA HHQ CASE GOODS NET PRICES

SIN# 71-204 (unless otherwise noted)

STYLE	DESCRIPTION	COLLECTION	PRICE	DIMENSIONS & NOTES		
654-123	70" Oval Table	Classic Cherry	\$4,139.10	70W	45D	30H
654-200	70" Oval Table	Classic Cherry	\$2,693.25	70W	45D	30H
654-201	70" Oval Table	Classic Cherry	\$3,047.62	70W	45D	30H
654-202	70" Oval Table	Classic Cherry	\$3,402.00	70W	45D	30H
654-203	70" Oval Table	Classic Cherry	\$3,763.46	70W	45D	30H
654-220	70" Oval Table	Classic Cherry	\$3,047.62	70W	45D	30H
654-221	70" Oval Table	Classic Cherry	\$3,402.00	70W	45D	30H
654-222	70" Oval Table	Classic Cherry	\$3,763.46	70W	45D	30H
654-223	70" Oval Table	Classic Cherry	\$4,139.10	70W	45D	30H
654-300	70" Oval Table	Classic Cherry	\$2,693.25	70W	45D	30H
654-301	70" Oval Table	Classic Cherry	\$3,047.62	70W	45D	30H
654-302	70" Oval Table	Classic Cherry	\$3,402.00	70W	45D	30H
654-303	70" Oval Table	Classic Cherry	\$3,763.46	70W	45D	30H
654-320	70" Oval Table	Classic Cherry	\$3,047.62	70W	45D	30H
654-321	70" Oval Table	Classic Cherry	\$3,402.00	70W	45D	30H
654-322	70" Oval Table	Classic Cherry	\$3,763.46	70W	45D	30H
654-323	70" Oval Table	Classic Cherry	\$4,139.10	70W	45D	30H
654-400	70" Oval Table	Classic Cherry	\$2,693.25	70W	45D	30H
654-401	70" Oval Table	Classic Cherry	\$3,047.62	70W	45D	30H
654-402	70" Oval Table	Classic Cherry	\$3,402.00	70W	45D	30H
654-403	70" Oval Table	Classic Cherry	\$3,763.46	70W	45D	30H
654-420	70" Oval Table	Classic Cherry	\$3,047.62	70W	45D	30H
654-421	70" Oval Table	Classic Cherry	\$3,402.00	70W	45D	30H
654-422	70" Oval Table	Classic Cherry	\$3,763.46	70W	45D	30H
654-423	70" Oval Table	Classic Cherry	\$4,139.10	70W	45D	30H
654-500	70" Oval Table	Classic Cherry	\$2,693.25	70W	45D	30H
654-501	70" Oval Table	Classic Cherry	\$3,047.62	70W	45D	30H
654-502	70" Oval Table	Classic Cherry	\$3,402.00	70W	45D	30H
654-503	70" Oval Table	Classic Cherry	\$3,763.46	70W	45D	30H
654-520	70" Oval Table	Classic Cherry	\$3,047.62	70W	45D	30H
654-521	70" Oval Table	Classic Cherry	\$3,402.00	70W	45D	30H
654-522	70" Oval Table	Classic Cherry	\$3,763.46	70W	45D	30H
654-523	70" Oval Table	Classic Cherry	\$4,139.10	70W	45D	30H
655-100	76" Rectangular Table	Classic Cherry	\$2,771.21	76W	45D	30H
655-101	76" Rectangular Table	Classic Cherry	\$3,125.58	76W	45D	30H
655-102	76" Rectangular Table	Classic Cherry	\$3,508.31	76W	45D	30H

* Physical Distressing Standard

CK = California King

** Hand-Planed Physical Distressing Standard

† = Length of frame may vary depending on mattress chosen

GSA HHQ CASE GOODS NET PRICES

SIN# 71-204 (unless otherwise noted)

STYLE	DESCRIPTION	COLLECTION	PRICE	DIMENSIONS & NOTES		
655-103	76" Rectangular Table	Classic Cherry	\$3,855.60	76W	45D	30H
655-110	76" Rectangular Table	Classic Cherry	\$2,955.48	76W	45D	30H
655-111	76" Rectangular Table	Classic Cherry	\$3,324.03	76W	45D	30H
655-112	76" Rectangular Table	Classic Cherry	\$3,685.50	76W	45D	30H
655-113	76" Rectangular Table	Classic Cherry	\$4,032.78	76W	45D	30H
655-120	76" Rectangular Table	Classic Cherry	\$3,125.58	76W	45D	30H
655-121	76" Rectangular Table	Classic Cherry	\$3,508.31	76W	45D	30H
655-122	76" Rectangular Table	Classic Cherry	\$3,855.60	76W	45D	30H
655-123	76" Rectangular Table	Classic Cherry	\$4,224.15	76W	45D	30H
655-200	76" Rectangular Table	Classic Cherry	\$2,771.21	76W	45D	30H
655-201	76" Rectangular Table	Classic Cherry	\$3,125.58	76W	45D	30H
655-202	76" Rectangular Table	Classic Cherry	\$3,508.31	76W	45D	30H
655-203	76" Rectangular Table	Classic Cherry	\$3,855.60	76W	45D	30H
655-210	76" Rectangular Table	Classic Cherry	\$2,955.48	76W	45D	30H
655-211	76" Rectangular Table	Classic Cherry	\$3,324.03	76W	45D	30H
655-212	76" Rectangular Table	Classic Cherry	\$3,685.50	76W	45D	30H
655-213	76" Rectangular Table	Classic Cherry	\$4,032.78	76W	45D	30H
655-220	76" Rectangular Table	Classic Cherry	\$3,125.58	76W	45D	30H
655-221	76" Rectangular Table	Classic Cherry	\$3,508.31	76W	45D	30H
655-222	76" Rectangular Table	Classic Cherry	\$3,855.60	76W	45D	30H
655-223	76" Rectangular Table	Classic Cherry	\$4,224.15	76W	45D	30H
655-300	76" Rectangular Table	Classic Cherry	\$2,771.21	76W	45D	30H
655-301	76" Rectangular Table	Classic Cherry	\$3,125.58	76W	45D	30H
655-302	76" Rectangular Table	Classic Cherry	\$3,508.31	76W	45D	30H
655-303	76" Rectangular Table	Classic Cherry	\$3,855.60	76W	45D	30H
655-310	76" Rectangular Table	Classic Cherry	\$2,955.48	76W	45D	30H
655-311	76" Rectangular Table	Classic Cherry	\$3,324.03	76W	45D	30H
655-312	76" Rectangular Table	Classic Cherry	\$3,685.50	76W	45D	30H
655-313	76" Rectangular Table	Classic Cherry	\$4,032.78	76W	45D	30H
655-320	76" Rectangular Table	Classic Cherry	\$3,125.58	76W	45D	30H
655-321	76" Rectangular Table	Classic Cherry	\$3,508.31	76W	45D	30H
655-322	76" Rectangular Table	Classic Cherry	\$3,855.60	76W	45D	30H
655-323	76" Rectangular Table	Classic Cherry	\$4,224.15	76W	45D	30H
655-400	76" Rectangular Table	Classic Cherry	\$2,771.21	76W	45D	30H
655-401	76" Rectangular Table	Classic Cherry	\$3,125.58	76W	45D	30H
655-402	76" Rectangular Table	Classic Cherry	\$3,508.31	76W	45D	30H

* Physical Distressing Standard

** Hand-Planed Physical Distressing Standard

GSA HHQ CASE GOODS NET PRICES

SIN# 71-204 (unless otherwise noted)

STYLE	DESCRIPTION	COLLECTION	PRICE	DIMENSIONS & NOTES		
655-403	76" Rectangular Table	Classic Cherry	\$3,855.60	76W	45D	30H
655-410	76" Rectangular Table	Classic Cherry	\$2,955.48	76W	45D	30H
655-411	76" Rectangular Table	Classic Cherry	\$3,324.03	76W	45D	30H
655-412	76" Rectangular Table	Classic Cherry	\$3,685.50	76W	45D	30H
655-413	76" Rectangular Table	Classic Cherry	\$4,032.78	76W	45D	30H
655-420	76" Rectangular Table	Classic Cherry	\$3,125.58	76W	45D	30H
655-421	76" Rectangular Table	Classic Cherry	\$3,508.31	76W	45D	30H
655-422	76" Rectangular Table	Classic Cherry	\$3,855.60	76W	45D	30H
655-423	76" Rectangular Table	Classic Cherry	\$4,224.15	76W	45D	30H
655-500	76" Rectangular Table	Classic Cherry	\$2,771.21	76W	45D	30H
655-501	76" Rectangular Table	Classic Cherry	\$3,125.58	76W	45D	30H
655-502	76" Rectangular Table	Classic Cherry	\$3,508.31	76W	45D	30H
655-503	76" Rectangular Table	Classic Cherry	\$3,855.60	76W	45D	30H
655-510	76" Rectangular Table	Classic Cherry	\$2,955.48	76W	45D	30H
655-511	76" Rectangular Table	Classic Cherry	\$3,324.03	76W	45D	30H
655-512	76" Rectangular Table	Classic Cherry	\$3,685.50	76W	45D	30H
655-513	76" Rectangular Table	Classic Cherry	\$4,032.78	76W	45D	30H
655-520	76" Rectangular Table	Classic Cherry	\$3,125.58	76W	45D	30H
655-521	76" Rectangular Table	Classic Cherry	\$3,508.31	76W	45D	30H
655-522	76" Rectangular Table	Classic Cherry	\$3,855.60	76W	45D	30H
655-523	76" Rectangular Table	Classic Cherry	\$4,224.15	76W	45D	30H
657	Trp Drw Dresser	Classic Cherry	\$2,601.11	66W	19D	34H
658	Bachelor Chest	Classic Cherry	\$1,332.45	31W	19D	34H
661-01	4/6 Hdbd & Metal Frame†	Classic Cherry	\$3,444.52	65-1/2W	75-1/4D	86H
661-02	4/6 Hdbd & Metal Frame†	Classic Cherry	\$3,444.52	66W	75-1/2D	86-1/2H
661-03	4/6 Hdbd & Metal Frame†	Classic Cherry	\$3,444.52	65W	75D	86-1/2H
661-04	4/6 Hdbd & Metal Frame†	Classic Cherry	\$3,444.52	66W	75-1/2D	88H
661-11	4/6 Bed	Classic Cherry	\$3,834.33	65-1/2W	84D	86H
661-12	4/6 Bed	Classic Cherry	\$3,834.33	66W	84-1/2D	86-1/2H
661-13	4/6 Bed	Classic Cherry	\$3,834.33	65W	83-1/2D	86-1/2H
661-14	4/6 Bed	Classic Cherry	\$3,834.33	66W	84-1/2D	88H
661-01	5/0 Hdbd & Metal Frame†	Classic Cherry	\$3,444.52	65-1/2W	81-1/4D	86H
661-02	5/0 Hdbd & Metal Frame†	Classic Cherry	\$3,444.52	66W	81-1/2D	86-1/2H
661-03	5/0 Hdbd & Metal Frame†	Classic Cherry	\$3,444.52	65W	81D	86-1/2H
661-04	5/0 Hdbd & Metal Frame†	Classic Cherry	\$3,444.52	66W	81-1/2D	88H
661-11	5/0 Bed	Classic Cherry	\$3,834.33	65-1/2W	89-1/2D	86H

* Physical Distressing Standard

** Hand-Planed Physical Distressing Standard

GSA HHQ CASE GOODS NET PRICES

SIN# 71-204 (unless otherwise noted)

STYLE	DESCRIPTION	COLLECTION	PRICE	DIMENSIONS & NOTES		
661-12	5/0 Bed	Classic Cherry	\$3,834.33	66W	90D	86-1/2H
661-13	5/0 Bed	Classic Cherry	\$3,834.33	65W	89D	86-1/2H
661-14	5/0 Bed	Classic Cherry	\$3,834.33	66W	90D	88H
661-01	6/6 Hdbd & Metal Frame†	Classic Cherry	\$3,657.15	83-1/2W	81-1/4D	86H
661-02	6/6 Hdbd & Metal Frame†	Classic Cherry	\$3,657.15	84W	81-1/2D	86-1/2H
661-03	6/6 Hdbd & Metal Frame†	Classic Cherry	\$3,657.15	83W	81D	86-1/2H
661-04	6/6 Hdbd & Metal Frame†	Classic Cherry	\$3,657.15	84W	81-1/2D	88H
661-11	6/6 Bed	Classic Cherry	\$4,174.53	83-1/2W	89-1/2D	86H
661-12	6/6 Bed	Classic Cherry	\$4,174.53	84W	90D	86-1/2H
661-13	6/6 Bed	Classic Cherry	\$4,174.53	83W	89D	86-1/2H
661-14	6/6 Bed	Classic Cherry	\$4,174.53	54W	90D	88H
661-01	6/0 Hdbd & Metal Frame†	Classic Cherry	\$3,657.15	83-1/2W	81-1/4D	86H
661-02	6/0 Hdbd & Metal Frame†	Classic Cherry	\$3,657.15	84W	81-1/2D	86-1/2H
661-03	6/0 Hdbd & Metal Frame†	Classic Cherry	\$3,657.15	83W	81D	86-1/2H
661-04	6/0 Hdbd & Metal Frame†	Classic Cherry	\$3,657.15	84W	81-1/2D	88H
661-11	6/0 Bed	Classic Cherry	\$4,174.53	83-1/2W	93-1/2D	86H
661-12	6/0 Bed	Classic Cherry	\$4,174.53	84W	94D	86-1/2H
661-13	6/0 Bed	Classic Cherry	\$4,174.53	83W	93D	86-1/2H
661-14	6/0 Bed	Classic Cherry	\$4,174.53	84W	94D	88H
662	42" Credenza	Natural Transitions	\$2,027.02	42W	21D	25H
670	Buffet	Classic Cherry	\$2,927.13	68W	19D	34H
671-01	4/6 Hdbd & Metal Frame†	Classic Cherry	\$3,274.42	65-1/2W	75-1/4D	86H
671-02	4/6 Hdbd & Metal Frame†	Classic Cherry	\$3,274.42	66W	75-1/2D	86-1/2H
671-03	4/6 Hdbd & Metal Frame†	Classic Cherry	\$3,274.42	65W	75D	86-1/2H
671-04	4/6 Hdbd & Metal Frame†	Classic Cherry	\$3,274.42	66W	75-1/2D	88H
671-11	4/6 Bed	Classic Cherry	\$3,657.15	65-1/2W	84D	86H
671-12	4/6 Bed	Classic Cherry	\$3,657.15	66W	84-1/2D	86-1/2H
671-13	4/6 Bed	Classic Cherry	\$3,657.15	65W	83-1/2D	86-1/2H
671-14	4/6 Bed	Classic Cherry	\$3,657.15	66W	84-1/2D	88H
671-01	5/0 Hdbd & Metal Frame†	Classic Cherry	\$3,274.42	65-1/2W	81-1/4D	86H
671-02	5/0 Hdbd & Metal Frame†	Classic Cherry	\$3,274.42	66W	81-1/2D	86-1/2H
671-03	5/0 Hdbd & Metal Frame†	Classic Cherry	\$3,274.42	65W	81D	86-1/2H
671-04	5/0 Hdbd & Metal Frame†	Classic Cherry	\$3,274.42	66W	81-1/2D	88H
671-11	5/0 Bed	Classic Cherry	\$3,657.15	65-1/2W	89-1/2D	86H
671-12	5/0 Bed	Classic Cherry	\$3,657.15	66W	90D	86-1/2H
671-13	5/0 Bed	Classic Cherry	\$3,657.15	65W	89D	86-1/2H

* Physical Distressing Standard

** Hand-Planed Physical Distressing Standard

CK = California King
† = Length of frame may vary depending on mattress chosen

GSA HHQ CASE GOODS NET PRICES

SIN# 71-204 (unless otherwise noted)

STYLE	DESCRIPTION	COLLECTION	PRICE	DIMENSIONS & NOTES		
671-14	5/0 Bed	Classic Cherry	\$3,657.15	66W	90D	88H
671-01	6/6 Hdbd & Metal Frame†	Classic Cherry	\$3,479.96	83-1/2W	81-1/2D	86H
671-02	6/6 Hdbd & Metal Frame†	Classic Cherry	\$3,479.96	84W	81-1/2D	86-1/2H
671-03	6/6 Hdbd & Metal Frame†	Classic Cherry	\$3,479.96	83W	81D	86-1/2H
671-04	6/6 Hdbd & Metal Frame†	Classic Cherry	\$3,479.96	84W	81-1/2D	88H
671-11	6/6 Bed	Classic Cherry	\$4,004.43	83-1/2W	89-1/2D	86H
671-12	6/6 Bed	Classic Cherry	\$4,004.43	84W	90D	86-1/2H
671-13	6/6 Bed	Classic Cherry	\$4,004.43	83W	89D	86-1/2H
671-14	6/6 Bed	Classic Cherry	\$4,004.43	84W	90D	88H
671-01	6/0 Hdbd & Metal Frame†	Classic Cherry	\$3,479.96	83-1/2W	81-1/4D	86H
671-02	6/0 Hdbd & Metal Frame†	Classic Cherry	\$3,479.96	84W	81-1/2D	86-1/2H
671-03	6/0 Hdbd & Metal Frame†	Classic Cherry	\$3,479.96	83W	81D	86-1/2H
671-04	6/0 Hdbd & Metal Frame†	Classic Cherry	\$3,479.96	84W	81-1/2D	88H
671-11	6/0 Bed	Classic Cherry	\$4,004.43	83-1/2W	93-1/2D	86H
671-12	6/0 Bed	Classic Cherry	\$4,004.43	84W	94D	86-1/2H
671-13	6/0 Bed	Classic Cherry	\$4,004.43	83W	93D	86-1/2H
671-14	6/0 Bed	Classic Cherry	\$4,004.43	84W	94D	88H
672	56" Credenza	Natural Transitions	\$2,671.98	56W	21D	25H
673	End Table 22"	Classic Cherry	\$680.40	22W	22D	22H
674	TV Cabinet	Classic Cherry	\$3,969.00	55W	20D	74H
686	End Table 26"	Classic Cherry	\$708.75	21-1/2Diameter		26H
696	End Table	Classic Cherry	\$737.10	22W	26D	25H
705	5/0 Panel Bed	Classic Cherry	\$2,757.03	65-1/2W	88D	53H
705	6/0 Panel Bed	Classic Cherry	\$3,189.37	82-1/2W	92D	53H
705	6/6 Panel Bed	Classic Cherry	\$3,189.37	82-1/2W	88D	53H
706	Highboy	Classic Cherry	\$4,231.23	39W	20-1/2D	83-1/2H
720	Dresser	Classic Cherry	\$2,523.15	56W	19D	34H
722	Tier Chest	Classic Cherry	\$2,650.72	39W	19D	59H
724	Night Table	Classic Cherry	\$1,119.82	26W	16D	26H
725	Entertainment Center	Classic Cherry	\$3,671.32	38W	23D	72-1/2H
725-1/2	Armoire	Classic Cherry	\$4,089.48	38W	23D	72-1/2H
726	Lingerie Chest	Classic Cherry	\$2,027.02	23W	19D	54H
729	Night Stand	Classic Cherry	\$1,197.78	26W	16D	30-1/2H
733-2	Round Dining Table	Natural Transitions	\$2,423.92	45Diameter		30H
733-3	Round Dining Table	Natural Transitions	\$2,579.85	45Diameter		30H
737	Dresser	Classic Cherry	\$2,955.48	66W	19D	34H

* Physical Distressing Standard

CK = California King

** Hand-Planed Physical Distressing Standard

† = Length of frame may vary depending on mattress chosen

GSA HHQ CASE GOODS NET PRICES

SIN# 71-204 (unless otherwise noted)

STYLE	DESCRIPTION	COLLECTION	PRICE	DIMENSIONS & NOTES		
738	Night Stand	Classic Cherry	\$985.16	26W	16D	26H
751-100	Double Dresser	Classic Cherry	\$2,912.96	55-1/2W	19-1/2D	40H
751-200	Double Dresser	Classic Cherry	\$2,912.96	55-1/2W	19-1/2D	40H
753-100	Triple Dresser	Classic Cherry	\$3,423.26	67W	19D	40H
753-200	Triple Dresser	Classic Cherry	\$3,423.26	67W	19D	40H
754	Server	Classic Cherry	\$2,700.33	66W	19D	35H
755-100	Chest On Chest	Classic Cherry	\$3,090.15	38-1/2W	18D	62-1/2H
755-200	Chest On Chest	Classic Cherry	\$3,090.15	38-1/2W	18D	62-1/2H
756	Arm Chair	Natural Transitions Harden Fabric Harden Leather	\$715.83 \$822.15	22W 16SD	22-1/2D 18SH	42H 20WI 24-1/2AH
757	Side Chair	Natural Transitions Harden Fabric Harden Leather	\$644.96 \$751.28	20W 15-1/2SD	22-1/2D 18SH	42H
761-100	Lingerie Chest	Classic Cherry	\$2,239.65	25W	18D	59H
761-200	Lingerie Chest	Classic Cherry	\$2,239.65	25W	18D	59H
762	Dresser	Classic Cherry	\$3,479.96	68-1/2W	19-1/4D	41-1/2H
769	Demi-Lune Console	Classic Cherry	\$1,297.01	32W	17D	30H
771-00	3/3 Uph Hdbd & Metal Frame†	Classic Cherry Harden Fabric Harden Leather COM COL	\$1,377.81 \$1,671.23 \$1,352.29 \$1,377.81	43W	74D	58-1/2H
771-11	3/3 Uph Bed	Classic Cherry Harden Fabric Harden Leather COM COL	\$1,817.23 \$2,110.65 \$1,791.72 \$1,817.23	43W	81-1/2D	58-1/2H
771-12	3/3 Uph Bed	Classic Cherry Harden Fabric Harden Leather COM COL	\$1,817.23 \$2,110.65 \$1,791.72 \$1,817.23	43W	81-1/2D	58-1/2H
771-13	3/3 Uph Bed	Classic Cherry Harden Fabric Harden Leather COM COL	\$1,817.23 \$2,110.65 \$1,791.72 \$1,817.23	43W	81-1/2D	58-1/2H
771-14	3/3 Uph Bed	Classic Cherry Harden Fabric Harden Leather COM COL	\$1,817.23 \$2,110.65 \$1,791.72 \$1,817.23	43W	81-1/2D	58-1/2H
771-00	5/0 Uph Hdbd & Metal Frame†	Classic Cherry Harden Fabric Harden Leather COM COL	\$1,554.99 \$1,848.42 \$1,529.48 \$1,554.99	64W	80D	58-1/2H

* Physical Distressing Standard

** Hand-Planed Physical Distressing Standard

GSA HHQ CASE GOODS NET PRICES

SIN# 71-204 (unless otherwise noted)

STYLE	DESCRIPTION	COLLECTION	PRICE	DIMENSIONS & NOTES
771-11	5/0 Uph Bed	Classic Cherry Harden Fabric Harden Leather COM COL	\$2,001.51 \$2,294.93 \$1,975.99 \$2,001.51	64W 87D 58-1/2H Fabric Required 3 yds. Leather Required 53-3/4 sq ft.
771-12	5/0 Uph Bed	Classic Cherry Harden Fabric Harden Leather COM COL	\$2,001.51 \$2,294.93 \$1,975.99 \$2,001.51	64W 87D 58-1/2H Fabric Required 3 yds. Leather Required 53-3/4 sq ft.
771-13	5/0 Uph Bed	Classic Cherry Harden Fabric Harden Leather COM COL	\$2,001.51 \$2,294.93 \$1,975.99 \$2,001.51	64W 87D 58-1/2H Fabric Required 3 yds. Leather Required 53-3/4 sq ft.
771-14	5/0 Uph Bed	Classic Cherry Harden Fabric Harden Leather COM COL	\$2,001.51 \$2,294.93 \$1,975.99 \$2,001.51	64W 87D 58-1/2H Fabric Required 3 yds. Leather Required 53-3/4 sq ft.
771-00	6/6 Uph Hdbd & Metal Frame†	Classic Cherry Harden Fabric Harden Leather COM COL	\$1,725.09 \$2,018.52 \$1,699.58 \$1,725.09	82W 80D 58-1/2H Fabric Required 3 yds. Leather Required 53-3/4 sq ft.
771-11	6/6 Uph Bed	Classic Cherry Harden Fabric Harden Leather COM COL	\$2,270.83 \$2,564.25 \$2,245.32 \$2,270.83	82W 87D 58-1/2H Fabric Required 3 yds. Leather Required 53-3/4 sq ft.
771-12	6/6 Uph Bed	Classic Cherry Harden Fabric Harden Leather COM COL	\$2,270.83 \$2,564.25 \$2,245.32 \$2,270.83	82W 87D 58-1/2H Fabric Required 3 yds. Leather Required 53-3/4 sq ft.
771-13	6/6 Uph Bed	Classic Cherry Harden Fabric Harden Leather COM COL	\$2,270.83 \$2,564.25 \$2,245.32 \$2,270.83	82W 87D 58-1/2H Fabric Required 3 yds. Leather Required 53-3/4 sq ft.
771-14	6/6 Uph Bed	Classic Cherry Harden Fabric Harden Leather COM COL	\$2,270.83 \$2,564.25 \$2,245.32 \$2,270.83	82W 87D 58-1/2H Fabric Required 3 yds. Leather Required 53-3/4 sq ft.
771-00	6/0 Uph Hdbd & Metal Frame†	Classic Cherry Harden Fabric Harden Leather COM COL	\$1,725.09 \$2,018.52 \$1,699.58 \$1,725.09	82W 80D 58-1/2H Fabric Required 3 yds. Leather Required 53-3/4 sq ft.
771-11	6/0 Uph Bed	Classic Cherry Harden Fabric Harden Leather COM COL	\$2,270.83 \$2,564.25 \$2,245.32 \$2,270.83	82W 91D 58-1/2H Fabric Required 3 yds. Leather Required 53-3/4 sq ft.

* Physical Distressing Standard

CK = California King

** Hand-Planed Physical Distressing Standard

† = Length of frame may vary depending on mattress chosen

GSA HHQ CASE GOODS NET PRICES

SIN# 71-204 (unless otherwise noted)

STYLE	DESCRIPTION	COLLECTION	PRICE	DIMENSIONS & NOTES
771-12	6/0 Uph Bed	Classic Cherry Harden Fabric Harden Leather COM COL	\$2,270.83 \$2,564.25 \$2,245.32 \$2,270.83	82W 91D 58-1/2H Fabric Required 3 yds. Leather Required 53-3/4 sq ft.
771-13	6/0 Uph Bed	Classic Cherry Harden Fabric Harden Leather COM COL	\$2,270.83 \$2,564.25 \$2,245.32 \$2,270.83	82W 91D 58-1/2H Fabric Required 3 yds. Leather Required 53-3/4 sq ft.
771-14	6/0 Uph Bed	Classic Cherry Harden Fabric Harden Leather COM COL	\$2,270.83 \$2,564.25 \$2,245.32 \$2,270.83	82W 91D 58-1/2H Fabric Required 3 yds. Leather Required 53-3/4 sq ft.
772-00	3/3 Uph Hdbd & Metal Frame†	Classic Cherry Harden Fabric Harden Leather COM COL	\$1,108.48 \$1,401.90 \$1,082.97 \$1,108.48	43W 74D 58-1/2H Fabric Required 3 yds. Leather Required 53-3/4 sq ft.
772-11	3/3 Uph Bed	Classic Cherry Harden Fabric Harden Leather COM COL	\$1,554.99 \$1,848.42 \$1,529.48 \$1,554.99	43W 81-1/2D 58-1/2H Fabric Required 3 yds. Leather Required 53-3/4 sq ft.
772-12	3/3 Uph Bed	Classic Cherry Harden Fabric Harden Leather COM COL	\$1,554.99 \$1,848.42 \$1,529.48 \$1,554.99	43W 81-1/2D 58-1/2H Fabric Required 3 yds. Leather Required 53-3/4 sq ft.
772-13	3/3 Uph Bed	Classic Cherry Harden Fabric Harden Leather COM COL	\$1,554.99 \$1,848.42 \$1,529.48 \$1,554.99	43W 81-1/2D 58-1/2H Fabric Required 3 yds. Leather Required 53-3/4 sq ft.
772-14	3/3 Uph Bed	Classic Cherry Harden Fabric Harden Leather COM COL	\$1,554.99 \$1,848.42 \$1,529.48 \$1,554.99	43W 81-1/2D 58-1/2H Fabric Required 3 yds. Leather Required 53-3/4 sq ft.
772-00	5/0 Uph Hdbd & Metal Frame†	Classic Cherry Harden Fabric Harden Leather COM COL	\$1,278.58 \$1,572.00 \$1,253.07 \$1,278.58	64W 80D 58-1/2H Fabric Required 4-3/4 yds. Leather Required 80-1/4 sq ft.
772-11	5/0 Uph Bed	Classic Cherry Harden Fabric Harden Leather COM COL	\$1,725.09 \$2,018.52 \$1,699.58 \$1,725.09	64W 87D 58-1/2H Fabric Required 4-3/4 yds. Leather Required 80-1/4 sq ft.
772-12	5/0 Uph Bed	Classic Cherry Harden Fabric Harden Leather COM COL	\$1,725.09 \$2,018.52 \$1,699.58 \$1,725.09	64W 87D 58-1/2H Fabric Required 4-3/4 yds. Leather Required 80-1/4 sq ft.

* Physical Distressing Standard

CK = California King

** Hand-Planed Physical Distressing Standard

† = Length of frame may vary depending on mattress chosen

GSA HHQ CASE GOODS NET PRICES

SIN# 71-204 (unless otherwise noted)

STYLE	DESCRIPTION	COLLECTION	PRICE	DIMENSIONS & NOTES
772-13	5/0 Uph Bed	Classic Cherry Harden Fabric Harden Leather COM COL	\$1,725.09 \$2,018.52 \$1,699.58 \$1,725.09	64W 87D 58-1/2H Fabric Required 4-3/4 yds. Leather Required 80-1/4 sq ft.
772-14	5/0 Uph Bed	Classic Cherry Harden Fabric Harden Leather COM COL	\$1,725.09 \$2,018.52 \$1,699.58 \$1,725.09	64W 87D 58-1/2H Fabric Required 4-3/4 yds. Leather Required 80-1/4 sq ft.
772-00	6/6 Uph Hdbd & Metal Frame†	Classic Cherry Harden Fabric Harden Leather COM COL	\$1,455.77 \$1,749.19 \$1,430.25 \$1,455.77	82W 80D 58-1/2H Fabric Required 6 yds. Leather Required 107 sq ft.
772-11	6/6 Uph Bed	Classic Cherry Harden Fabric Harden Leather COM COL	\$2,001.51 \$2,294.93 \$1,975.99 \$2,001.51	82W 87D 58-1/2H Fabric Required 6 yds. Leather Required 107 sq ft.
772-12	6/6 Uph Bed	Classic Cherry Harden Fabric Harden Leather COM COL	\$2,001.51 \$2,294.93 \$1,975.99 \$2,001.51	82W 87D 58-1/2H Fabric Required 6 yds. Leather Required 107 sq ft.
772-13	6/6 Uph Bed	Classic Cherry Harden Fabric Harden Leather COM COL	\$2,001.51 \$2,294.93 \$1,975.99 \$2,001.51	82W 87D 58-1/2H Fabric Required 6 yds. Leather Required 107 sq ft.
772-14	6/6 Uph Bed	Classic Cherry Harden Fabric Harden Leather COM COL	\$2,001.51 \$2,294.93 \$1,975.99 \$2,001.51	82W 87D 58-1/2H Fabric Required 6 yds. Leather Required 107 sq ft.
772-00	6/0 Uph Hdbd & Metal Frame†	Classic Cherry Harden Fabric Harden Leather COM COL	\$1,455.77 \$1,749.19 \$1,430.25 \$1,455.77	82W 80D 58-1/2H Fabric Required 6 yds. Leather Required 107 sq ft.
772-11	6/0 Uph Bed	Classic Cherry Harden Fabric Harden Leather COM COL	\$2,001.51 \$2,294.93 \$1,975.99 \$2,001.51	82W 91D 58-1/2H Fabric Required 6 yds. Leather Required 107 sq ft.
772-12	6/0 Uph Bed	Classic Cherry Harden Fabric Harden Leather COM COL	\$2,001.51 \$2,294.93 \$1,975.99 \$2,001.51	82W 91D 58-1/2H Fabric Required 6 yds. Leather Required 107 sq ft.
772-13	6/0 Uph Bed	Classic Cherry Harden Fabric Harden Leather COM COL	\$2,001.51 \$2,294.93 COL	82W 91D 58-1/2H Fabric Required 6 yds. Leather Required 107 sq ft.

* Physical Distressing Standard

** Hand-Planed Physical Distressing Standard

GSA HHQ CASE GOODS NET PRICES

SIN# 71-204 (unless otherwise noted)

STYLE	DESCRIPTION	COLLECTION	PRICE	DIMENSIONS & NOTES
772-14	6/0 Uph Bed	Classic Cherry Harden Fabric Harden Leather COM COL	\$2,001.51 \$2,294.93 \$1,975.99 \$2,001.51	82W 91D 58-1/2H Fabric Required 6 yds. Leather Required 107 sq ft.
773-00	3/3 Uph Hdbd & Metal Frame†	Classic Cherry Harden Fabric Harden Leather COM COL	\$1,108.48 \$1,401.90 \$1,082.97 \$1,108.48	44W 73-1/2D 64H Fabric Required 2 yds. Leather Required 35-3/4 sq ft.
773-11	3/3 Uph Bed	Classic Cherry Harden Fabric Harden Leather COM COL	\$1,554.99 \$1,848.42 \$1,529.48 \$1,554.99	44W 81D 64H Fabric Required 2 yds. Leather Required 35-3/4 sq ft.
773-12	3/3 Uph Bed	Classic Cherry Harden Fabric Harden Leather COM COL	\$1,554.99 \$1,848.42 \$1,529.48 \$1,554.99	44W 81D 64H Fabric Required 2 yds. Leather Required 35-3/4 sq ft.
773-13	3/3 Uph Bed	Classic Cherry Harden Fabric Harden Leather COM COL	\$1,554.99 \$1,848.42 \$1,529.48 \$1,554.99	44W 81D 64H Fabric Required 2 yds. Leather Required 35-3/4 sq ft.
773-14	3/3 Uph Bed	Classic Cherry Harden Fabric Harden Leather COM COL	\$1,554.99 \$1,848.42 \$1,529.48 \$1,554.99	44W 81D 64H Fabric Required 2 yds. Leather Required 35-3/4 sq ft.
773-00	5/0 Uph Hdbd & Metal Frame†	Classic Cherry Harden Fabric Harden Leather COM COL	\$1,278.58 \$1,572.00 \$1,253.07 \$1,278.58	65W 79-1/2D 64H Fabric Required 3 yds. Leather Required 53-3/4 sq ft.
773-11	5/0 Uph Bed	Classic Cherry Harden Fabric Harden Leather COM COL	\$1,725.09 \$2,018.52 \$1,699.58 \$1,725.09	65W 86-1/2D 64H Fabric Required 3 yds. Leather Required 53-3/4 sq ft.
773-12	5/0 Uph Bed	Classic Cherry Harden Fabric Harden Leather COM COL	\$1,725.09 \$2,018.52 \$1,699.58 \$1,725.09	65W 86-1/2D 64H Fabric Required 3 yds. Leather Required 53-3/4 sq ft.
773-13	5/0 Uph Bed	Classic Cherry Harden Fabric Harden Leather COM COL	\$1,725.09 \$2,018.52 \$1,699.58 \$1,725.09	65W 86-1/2D 64H Fabric Required 3 yds. Leather Required 53-3/4 sq ft.
773-14	5/0 Uph Bed	Classic Cherry Harden Fabric Harden Leather COM COL	\$1,725.09 \$2,018.52 \$1,699.58 \$1,725.09	65W 86-1/2D 64H Fabric Required 3 yds. Leather Required 53-3/4 sq ft.

* Physical Distressing Standard

** Hand-Planed Physical Distressing Standard

GSA HHQ CASE GOODS NET PRICES

SIN# 71-204 (unless otherwise noted)

STYLE	DESCRIPTION	COLLECTION	PRICE	DIMENSIONS & NOTES
773-00	6/6 Uph Hdbd & Metal Frame†	Classic Cherry Harden Fabric Harden Leather COM COL	\$1,455.77 \$1,749.19 \$1,430.25 \$1,455.77	83W 79-1/2D 64H Fabric Required 3-1/4 yds. Leather Required 58 sq ft.
773-11	6/6 Uph Bed	Classic Cherry Harden Fabric Harden Leather COM COL	\$2,001.51 \$2,294.93 \$1,975.99 \$2,001.51	83W 86-1/2D 64H Fabric Required 3-1/4 yds. Leather Required 58 sq ft.
773-12	6/6 Uph Bed	Classic Cherry Harden Fabric Harden Leather COM COL	\$2,001.51 \$2,294.93 \$1,975.99 \$2,001.51	83W 86-1/2D 64H Fabric Required 3-1/4 yds. Leather Required 58 sq ft.
773-13	6/6 Uph Bed	Classic Cherry Harden Fabric Harden Leather COM COL	\$2,001.51 \$2,294.93 \$1,975.99 \$2,001.51	83W 86-1/2D 64H Fabric Required 3-1/4 yds. Leather Required 58 sq ft.
773-14	6/6 Uph Bed	Classic Cherry Harden Fabric Harden Leather COM COL	\$2,001.51 \$2,294.93 \$1,975.99 \$2,001.51	83W 86-1/2D 64H Fabric Required 3-1/4 yds. Leather Required 58 sq ft.
773-00	6/0 Uph Hdbd & Metal Frame†	Classic Cherry Harden Fabric Harden Leather COM COL	\$1,455.77 \$1,749.19 \$1,430.25 \$1,455.77	83W 79-1/2D 64H Fabric Required 3-1/4 yds. Leather Required 58 sq ft.
773-11	6/0 Uph Bed	Classic Cherry Harden Fabric Harden Leather COM COL	\$2,001.51 \$2,294.93 \$1,975.99 \$2,001.51	83W 90-1/2D 64H Fabric Required 3-1/4 yds. Leather Required 58 sq ft.
773-12	6/0 Uph Bed	Classic Cherry Harden Fabric Harden Leather COM COL	\$2,001.51 \$2,294.93 \$1,975.99 \$2,001.51	83W 90-1/2D 64H Fabric Required 3-1/4 yds. Leather Required 58 sq ft.
773-13	6/0 Uph Bed	Classic Cherry Harden Fabric Harden Leather COM COL	\$2,001.51 \$2,294.93 \$1,975.99 \$2,001.51	83W 90-1/2D 64H Fabric Required 3-1/4 yds. Leather Required 58 sq ft.
773-14	6/0 Uph Bed	Classic Cherry Harden Fabric Harden Leather COM COL	\$2,001.51 \$2,294.93 \$1,975.99 \$2,001.51	83W 90-1/2D 64H Fabric Required 3-1/4 yds. Leather Required 58 sq ft.
774-00	3/3 Uph Hdbd & Metal Frame†	Classic Cherry Harden Fabric Harden Leather COM COL	\$1,108.48 \$1,401.90 \$1,082.97 \$1,108.48	44W 73-1/2D 59-1/2H Fabric Required 1-3/4 yds. Leather Required 26-3/4 sq ft.

* Physical Distressing Standard

** Hand-Planed Physical Distressing Standard

GSA HHQ CASE GOODS NET PRICES

SIN# 71-204 (unless otherwise noted)

STYLE	DESCRIPTION	COLLECTION	PRICE	DIMENSIONS & NOTES
774-11	3/3 Uph Bed	Classic Cherry Harden Fabric Harden Leather COM COL	\$1,554.99 \$1,848.42 \$1,529.48 \$1,554.99	44W 81D 59-1/2H Fabric Required 1-3/4 yds. Leather Required 26-3/4 sq ft.
774-12	3/3 Uph Bed	Classic Cherry Harden Fabric Harden Leather COM COL	\$1,554.99 \$1,848.42 \$1,529.48 \$1,554.99	44W 81D 59-1/2H Fabric Required 1-3/4 yds. Leather Required 26-3/4 sq ft.
774-13	3/3 Uph Bed	Classic Cherry Harden Fabric Harden Leather COM COL	\$1,554.99 \$1,848.42 \$1,529.48 \$1,554.99	44W 81D 59-1/2H Fabric Required 1-3/4 yds. Leather Required 26-3/4 sq ft.
774-14	3/3 Uph Bed	Classic Cherry Harden Fabric Harden Leather COM COL	\$1,554.99 \$1,848.42 \$1,529.48 \$1,554.99	44W 81D 59-1/2H Fabric Required 1-3/4 yds. Leather Required 26-3/4 sq ft.
774-00	5/0 Uph Hdbd & Metal Frame†	Classic Cherry Harden Fabric Harden Leather COM COL	\$1,278.58 \$1,572.00 \$1,253.07 \$1,278.58	65W 79-1/2D 59-1/2H Fabric Required 2-1/4 yds. Leather Required 40-1/4 sq ft.
774-11	5/0 Uph Bed	Classic Cherry Harden Fabric Harden Leather COM COL	\$1,725.09 \$2,018.52 \$1,699.58 \$1,725.09	65W 86-1/2D 59-1/2H Fabric Required 2-1/4 yds. Leather Required 40-1/4 sq ft.
774-12	5/0 Uph Bed	Classic Cherry Harden Fabric Harden Leather COM COL	\$1,725.09 \$2,018.52 \$1,699.58 \$1,725.09	65W 86-1/2D 59-1/2H Fabric Required 2-1/4 yds. Leather Required 40-1/4 sq ft.
774-13	5/0 Uph Bed	Classic Cherry Harden Fabric Harden Leather COM COL	\$1,725.09 \$2,018.52 \$1,699.58 \$1,725.09	65W 86-1/2D 59-1/2H Fabric Required 2-1/4 yds. Leather Required 40-1/4 sq ft.
774-14	5/0 Uph Bed	Classic Cherry Harden Fabric Harden Leather COM COL	\$1,725.09 \$2,018.52 \$1,699.58 \$1,725.09	65W 86-1/2D 59-1/2H Fabric Required 2-1/4 yds. Leather Required 40-1/4 sq ft.
774-00	6/6 Uph Hdbd & Metal Frame†	Classic Cherry Harden Fabric Harden Leather COM COL	\$1,455.77 \$1,749.19 \$1,430.25 \$1,455.77	83W 79-1/2D 59-1/2H Fabric Required 2-1/4 yds. Leather Required 40-1/4 sq ft.
774-11	6/6 Uph Bed	Classic Cherry Harden Fabric Harden Leather COM COL	\$2,001.51 \$2,294.93 \$1,975.99 \$2,001.51	83W 86-1/2D 59-1/2H Fabric Required 2-1/4 yds. Leather Required 40-1/4 sq ft.

* Physical Distressing Standard

** Hand-Planed Physical Distressing Standard

GSA HHQ CASE GOODS NET PRICES

SIN# 71-204 (unless otherwise noted)

STYLE	DESCRIPTION	COLLECTION	PRICE	DIMENSIONS & NOTES
774-12	6/6 Uph Bed	Classic Cherry Harden Fabric Harden Leather COM COL	\$2,001.51 \$2,294.93 \$1,975.99 \$2,001.51	83W 86-1/2D 59-1/2H Fabric Required 2-1/4 yds. Leather Required 40-1/4 sq ft.
774-13	6/6 Uph Bed	Classic Cherry Harden Fabric Harden Leather COM COL	\$2,001.51 \$2,294.93 \$1,975.99 \$2,001.51	83W 86-1/2D 59-1/2H Fabric Required 2-1/4 yds. Leather Required 40-1/4 sq ft.
774-14	6/6 Uph Bed	Classic Cherry Harden Fabric Harden Leather COM COL	\$2,001.51 \$2,294.93 \$1,975.99 \$2,001.51	83W 86-1/2D 59-1/2H Fabric Required 2-1/4 yds. Leather Required 40-1/4 sq ft.
774-00	6/0 Uph Hdbd & Metal Frame†	Classic Cherry Harden Fabric Harden Leather COM COL	\$1,455.77 \$1,749.19 \$1,430.25 \$1,455.77	83W 79-1/2D 59-1/2H Fabric Required 2-1/4 yds. Leather Required 40-1/4 sq ft.
774-11	6/0 Uph Bed	Classic Cherry Harden Fabric Harden Leather COM COL	\$2,001.51 \$2,294.93 \$1,975.99 \$2,001.51	83W 90-1/2D 59-1/2H Fabric Required 2-1/4 yds. Leather Required 40-1/4 sq ft.
774-12	6/0 Uph Bed	Classic Cherry Harden Fabric Harden Leather COM COL	\$2,001.51 \$2,294.93 \$1,975.99 \$2,001.51	83W 90-1/2D 59-1/2H Fabric Required 2-1/4 yds. Leather Required 40-1/4 sq ft.
774-13	6/0 Uph Bed	Classic Cherry Harden Fabric Harden Leather COM COL	\$2,001.51 \$2,294.93 \$1,975.99 \$2,001.51	83W 90-1/2D 59-1/2H Fabric Required 2-1/4 yds. Leather Required 40-1/4 sq ft.
774-14	6/0 Uph Bed	Classic Cherry Harden Fabric Harden Leather COM COL	\$2,001.51 \$2,294.93 \$1,975.99 \$2,001.51	83W 90-1/2D 59-1/2H Fabric Required 2-1/4 yds. Leather Required 40-1/4 sq ft.
775-00	3/3 Uph Hdbd & Metal Frame†	Classic Cherry Harden Fabric Harden Leather COM COL	\$1,179.36 \$1,472.78 \$1,153.84 \$1,179.36	43W 73-1/2D 60-1/2H Fabric Required 1-1/4 yds. Leather Required 22-3/4 sq ft.
775-11	3/3 Uph Bed	Classic Cherry Harden Fabric Harden Leather COM COL	\$1,640.04 \$1,933.47 \$1,614.53 \$1,640.04	43W 81D 60-1/2H Fabric Required 1-1/4 yds. Leather Required 22-3/4 sq ft.
775-12	3/3 Uph Bed	Classic Cherry Harden Fabric Harden Leather COM COL	\$1,640.04 \$1,933.47 \$1,614.53 \$1,640.04	43W 81D 60-1/2H Fabric Required 1-1/4 yds. Leather Required 22-3/4 sq ft.

* Physical Distressing Standard

OK = California King

** Hand-Planed Physical Distressing Standard

† = Length of frame may vary depending on mattress chosen

GSA HHQ CASE GOODS NET PRICES

SIN# 71-204 (unless otherwise noted)

STYLE	DESCRIPTION	COLLECTION	PRICE	DIMENSIONS & NOTES
775-13	3/3 Uph Bed	Classic Cherry Harden Fabric Harden Leather COM COL	\$1,640.04 \$1,933.47 \$1,614.53 \$1,640.04	43W 81D 60-1/2H Fabric Required 1-1/4 yds. Leather Required 22-3/4 sq ft.
775-14	3/3 Uph Bed	Classic Cherry Harden Fabric Harden Leather COM COL	\$1,640.04 \$1,933.47 \$1,614.53 \$1,640.04	43W 81D 60-1/2H Fabric Required 1-1/4 yds. Leather Required 22-3/4 sq ft.
775-00	5/0 Uph Hdbd & Metal Frame†	Classic Cherry Harden Fabric Harden Leather COM COL	\$1,377.81 \$1,671.23 \$1,352.29 \$1,377.81	64W 79-1/2D 60-1/2H Fabric Required 2-1/4 yds. Leather Required 40-1/4 sq ft.
775-11	5/0 Uph Bed	Classic Cherry Harden Fabric Harden Leather COM COL	\$1,817.23 \$2,110.65 \$1,791.72 \$1,817.23	64W 86-1/2D 60-1/2H Fabric Required 2-1/4 yds. Leather Required 40-1/4 sq ft.
775-12	5/0 Uph Bed	Classic Cherry Harden Fabric Harden Leather COM COL	\$1,817.23 \$2,110.65 \$1,791.72 \$1,817.23	64W 86-1/2D 60-1/2H Fabric Required 2-1/4 yds. Leather Required 40-1/4 sq ft.
775-13	5/0 Uph Bed	Classic Cherry Harden Fabric Harden Leather COM COL	\$1,817.23 \$2,110.65 \$1,791.72 \$1,817.23	64W 86-1/2D 60-1/2H Fabric Required 2-1/4 yds. Leather Required 40-1/4 sq ft.
775-14	5/0 Uph Bed	Classic Cherry Harden Fabric Harden Leather COM COL	\$1,817.23 \$2,110.65 \$1,791.72 \$1,817.23	64W 86-1/2D 60-1/2H Fabric Required 2-1/4 yds. Leather Required 40-1/4 sq ft.
775-00	6/6 Uph Hdbd & Metal Frame†	Classic Cherry Harden Fabric Harden Leather COM COL	\$1,554.99 \$1,848.42 \$1,529.48 \$1,554.99	82W 79-1/2D 60-1/2H Fabric Required 2-1/4 yds. Leather Required 40-1/4 sq ft.
775-11	6/6 Uph Bed	Classic Cherry Harden Fabric Harden Leather COM COL	\$2,093.64 \$2,387.07 \$2,068.13 \$2,093.64	82W 86-1/2D 60-1/2H Fabric Required 2-1/4 yds. Leather Required 40-1/4 sq ft.
775-12	6/6 Uph Bed	Classic Cherry Harden Fabric Harden Leather COM COL	\$2,093.64 \$2,387.07 \$2,068.13 \$2,093.64	82W 86-1/2D 60-1/2H Fabric Required 2-1/4 yds. Leather Required 40-1/4 sq ft.
775-13	6/6 Uph Bed	Classic Cherry Harden Fabric Harden Leather COM COL	\$2,093.64 \$2,387.07 \$2,068.13 \$2,093.64	82W 86-1/2D 60-1/2H Fabric Required 2-1/4 yds. Leather Required 40-1/4 sq ft.

* Physical Distressing Standard

** Hand-Planed Physical Distressing Standard

GSA HHQ CASE GOODS NET PRICES

SIN# 71-204 (unless otherwise noted)

STYLE	DESCRIPTION	COLLECTION	PRICE	DIMENSIONS & NOTES
775-14	6/6 Uph Bed	Classic Cherry Harden Fabric Harden Leather COM COL	\$2,093.64 \$2,387.07 \$2,068.13 \$2,093.64	82W 86-1/2D 60-1/2H Fabric Required 2-1/4 yds. Leather Required 40-1/4 sq ft.
775-00	6/0 Uph Hdbd & Metal Frame†	Classic Cherry Harden Fabric Harden Leather COM COL	\$1,554.99 \$1,848.42 \$1,529.48 \$1,554.99	82W 79-1/2D 60-1/2H Fabric Required 2-1/4 yds. Leather Required 40-1/4 sq ft.
775-11	6/0 Uph Bed	Classic Cherry Harden Fabric Harden Leather COM COL	\$2,093.64 \$2,387.07 \$2,068.13 \$2,093.64	82W 90-1/2D 60-1/2H Fabric Required 2-1/4 yds. Leather Required 40-1/4 sq ft.
775-12	6/0 Uph Bed	Classic Cherry Harden Fabric Harden Leather COM COL	\$2,093.64 \$2,387.07 \$2,068.13 \$2,093.64	82W 90-1/2D 60-1/2H Fabric Required 2-1/4 yds. Leather Required 40-1/4 sq ft.
775-13	6/0 Uph Bed	Classic Cherry Harden Fabric Harden Leather COM COL	\$2,093.64 \$2,387.07 \$2,068.13 \$2,093.64	82W 90-1/2D 60-1/2H Fabric Required 2-1/4 yds. Leather Required 40-1/4 sq ft.
775-14	6/0 Uph Bed	Classic Cherry Harden Fabric Harden Leather COM COL	\$2,093.64 \$2,387.07 \$2,068.13 \$2,093.64	82W 90-1/2D 60-1/2H Fabric Required 2-1/4 yds. Leather Required 40-1/4 sq ft.
776-2	Dining Table	Natural Transitions	\$3,090.15	66-1/2W 42-3/4D 30H
776-3	Dining Table	Natural Transitions	\$3,238.98	66-1/2W 42-3/4D 30H
777-00	3/3 Uph Hdbd & Metal Frame†	Classic Cherry Harden Fabric Harden Leather COM COL	\$1,377.81 \$1,671.23 \$1,352.29 \$1,377.81	43W 73-1/2D 60-1/2H Fabric Required 2-1/4 yds. Leather Required 40-1/4 sq ft.
777-11	3/3 Uph Bed	Classic Cherry Harden Fabric Harden Leather COM COL	\$1,817.23 \$2,110.65 \$1,791.72 \$1,817.23	43W 81D 60-1/2H Fabric Required 2-1/4 yds. Leather Required 40-1/4 sq ft.
777-12	3/3 Uph Bed	Classic Cherry Harden Fabric Harden Leather COM COL	\$1,817.23 \$2,110.65 \$1,791.72 \$1,817.23	43W 81D 60-1/2H Fabric Required 2-1/4 yds. Leather Required 40-1/4 sq ft.
777-13	3/3 Uph Bed	Classic Cherry Harden Fabric Harden Leather COM COL	\$1,817.23 \$2,110.65 \$1,791.72 \$1,817.23	43W 81D 60-1/2H Fabric Required 2-1/4 yds. Leather Required 40-1/4 sq ft.
777-14	3/3 Uph Bed	Classic Cherry Harden Fabric Harden Leather COM COL	\$1,817.23 \$2,110.65 \$1,791.72 \$1,817.23	43W 81D 60-1/2H Fabric Required 2-1/4 yds. Leather Required 40-1/4 sq ft.

* Physical Distressing Standard

** Hand-Planed Physical Distressing Standard

GSA HHQ CASE GOODS NET PRICES

SIN# 71-204 (unless otherwise noted)

STYLE	DESCRIPTION	COLLECTION	PRICE	DIMENSIONS & NOTES
777-00	5/0 Uph Hdbd & Metal Frame†	Classic Cherry Harden Fabric Harden Leather COM COL	\$1,554.99 \$1,848.42 \$1,529.48 \$1,554.99	64W 79-1/2D 60-1/2H Fabric Required 2-1/4 yds. Leather Required 40-1/4 sq ft.
777-11	5/0 Uph Bed	Classic Cherry Harden Fabric Harden Leather COM COL	\$2,001.51 \$2,294.93 \$1,975.99 \$2,001.51	64W 86-1/2D 60-1/2H Fabric Required 2-1/4 yds. Leather Required 40-1/4 sq ft.
777-12	5/0 Uph Bed	Classic Cherry Harden Fabric Harden Leather COM COL	\$2,001.51 \$2,294.93 \$1,975.99 \$2,001.51	64W 86-1/2D 60-1/2H Fabric Required 2-1/4 yds. Leather Required 40-1/4 sq ft.
777-13	5/0 Uph Bed	Classic Cherry Harden Fabric Harden Leather COM COL	\$2,001.51 \$2,294.93 \$1,975.99 \$2,001.51	64W 86-1/2D 60-1/2H Fabric Required 2-1/4 yds. Leather Required 40-1/4 sq ft.
777-14	5/0 Uph Bed	Classic Cherry Harden Fabric Harden Leather COM COL	\$2,001.51 \$2,294.93 \$1,975.99 \$2,001.51	64W 86-1/2D 60-1/2H Fabric Required 2-1/4 yds. Leather Required 40-1/4 sq ft.
777-00	6/6 Uph Hdbd & Metal Frame†	Classic Cherry Harden Fabric Harden Leather COM COL	\$1,725.09 \$2,018.52 \$1,699.58 \$1,725.09	82W 79-1/2D 60-1/2H Fabric Required 2-1/4 yds. Leather Required 40-1/4 sq ft.
777-11	6/6 Uph Bed	Classic Cherry Harden Fabric Harden Leather COM COL	\$2,270.83 \$2,564.25 \$2,245.32 \$2,270.83	82W 86-1/2D 60-1/2H Fabric Required 2-1/4 yds. Leather Required 40-1/4 sq ft.
777-12	6/6 Uph Bed	Classic Cherry Harden Fabric Harden Leather COM COL	\$2,270.83 \$2,564.25 \$2,245.32 \$2,270.83	82W 86-1/2D 60-1/2H Fabric Required 2-1/4 yds. Leather Required 40-1/4 sq ft.
777-13	6/6 Uph Bed	Classic Cherry Harden Fabric Harden Leather COM COL	\$2,270.83 \$2,564.25 \$2,245.32 \$2,270.83	82W 86-1/2D 60-1/2H Fabric Required 2-1/4 yds. Leather Required 40-1/4 sq ft.
777-14	6/6 Uph Bed	Classic Cherry Harden Fabric Harden Leather COM COL	\$2,270.83 \$2,564.25 \$2,245.32 \$2,270.83	82W 86-1/2D 60-1/2H Fabric Required 2-1/4 yds. Leather Required 40-1/4 sq ft.
777-00	6/0 Uph Hdbd & Metal Frame†	Classic Cherry Harden Fabric Harden Leather COM COL	\$1,725.09 \$2,018.52 \$1,699.58 \$1,725.09	82W 79-1/2D 60-1/2H Fabric Required 2-1/4 yds. Leather Required 40-1/4 sq ft.

* Physical Distressing Standard

** Hand-Planed Physical Distressing Standard

GSA HHQ CASE GOODS NET PRICES

SIN# 71-204 (unless otherwise noted)

STYLE	DESCRIPTION	COLLECTION	PRICE	DIMENSIONS & NOTES
777-11	6/0 Uph Bed	Classic Cherry Harden Fabric Harden Leather COM COL	\$2,270.83 \$2,564.25 \$2,245.32 \$2,270.83	82W 90-1/2D 60-1/2H Fabric Required 2-1/4 yds. Leather Required 40-1/4 sq ft.
777-12	6/0 Uph Bed	Classic Cherry Harden Fabric Harden Leather COM COL	\$2,270.83 \$2,564.25 \$2,245.32 \$2,270.83	82W 90-1/2D 60-1/2H Fabric Required 2-1/4 yds. Leather Required 40-1/4 sq ft.
777-13	6/0 Uph Bed	Classic Cherry Harden Fabric Harden Leather COM COL	\$2,270.83 \$2,564.25 \$2,245.32 \$2,270.83	82W 90-1/2D 60-1/2H Fabric Required 2-1/4 yds. Leather Required 40-1/4 sq ft.
777-14	6/0 Uph Bed	Classic Cherry Harden Fabric Harden Leather COM COL	\$2,270.83 \$2,564.25 \$2,245.32 \$2,270.83	82W 90-1/2D 60-1/2H Fabric Required 2-1/4 yds. Leather Required 40-1/4 sq ft.
780	Door Chest	Classic Cherry	\$2,331.78	48-1/2W 18-1/4D 40H
782	Bedside Chest	Classic Cherry	\$1,871.10	36-1/2W 18D 30H
783	Night Stand	Classic Cherry	\$1,424.58	36-1/2W 18D 32H
786	Mirror	Natural Transitions	\$425.25	28W 1D 42H
801	Column Dining Table	Classic Cherry	\$2,721.60	54Diameter 30H
801-100	62" Column Dining Table	Classic Cherry	\$3,146.85	62Diameter 30H
803	Hi-Lo Table	Classic Cherry	\$2,516.06	44Diameter 44D 19H
807	Server	Classic Cherry	\$1,559.25	70W 19D 36H
813	Buffet	Classic Cherry	\$2,487.71	50W 18D 36H
815	Side Board	Classic Cherry	\$2,048.28	56W 18-1/2D 32H
821	Marquetry Table	Classic Cherry	\$1,623.03	26W 15D 28-1/2H
822	Hexagonal End Table	Classic Cherry	\$2,048.28	30W 26D 26-1/2H
828	Trunk Cocktail Table	Classic Cherry Harden Fabric Harden Leather	\$1,254.48 \$1,750.61	42-1/2W 21-1/2D 18-3/4H Fabric Required 3-3/4 yds. Leather Required 62-3/4 sq ft.
833	Center Table	Classic Cherry	\$1,771.87	30Diameter 26H
836	Cocktail Table	Classic Cherry	\$1,807.31	50W 24D 18H
838	Arm Chair	Classic Cherry Harden Fabric Harden Leather	 \$885.93 \$1,169.44	24-1/2W 24D 38H 22WI 19SD 20-1/2SH 26-1/2AH Fabric Required 2 yds. Leather Required 35-3/4 sq ft.
839	Side Chair	Classic Cherry Harden Fabric Harden Leather	 \$807.97 \$1,091.48	23W 24D 38H 19SD 20-1/2SH Fabric Required 2 yds. Leather Required 35-3/4 sq ft.
841	Wood Arm Chair	Classic Cherry Harden Fabric Harden Leather	 \$885.93 \$992.25	24W 24D 44H 21-1/2WI 21SD 21SH 26AH Fabric Required 3/4 yd. Leather Required 13-3/4 sq ft.

* Physical Distressing Standard

CK = California King

** Hand-Planed Physical Distressing Standard

† = Length of frame may vary depending on mattress chosen

GSA HHQ CASE GOODS NET PRICES

SIN# 71-204 (unless otherwise noted)

STYLE	DESCRIPTION	COLLECTION	PRICE	DIMENSIONS & NOTES		
842	Wood Side Chair	Classic Cherry Harden Fabric Harden Leather	\$807.97 \$914.29	22-1/2W 21SD	24D 21SH	44H Fabric Required 3/4 yd. Leather Required 13-3/4 sq ft.
845	Round Lamp Table	Classic Cherry	\$1,771.87	29Diameter		27H
852	Lamp Table	Classic Cherry	\$1,034.77	20Diameter		26H
852-100	Lamp Table Walnut Top	Classic Cherry	\$715.83	20Diameter		26H
855	Drawer Chest	Classic Cherry	\$2,487.71	36W	20D	40H
856	Dresser	Classic Cherry	\$3,019.27	56W	19-1/4D	36H
870	Nightstand	Classic Cherry	\$1,892.36	34W	20D	30H
873	Writing Desk	Classic Cherry	\$3,331.12	60W	30D	29-1/2H
875	Oval Mirror	Classic Cherry	\$588.26	24W	1D	40H
907	Credenza	Natural Transitions	\$2,147.51	68W	19-1/2D	32H
911	Console	Natural Transitions	\$1,219.05	34W	19-1/2D	32H
932	Rectangular Dining Table	Natural Transitions	\$2,898.78	80W	42D	30-1/4H
933	Dining Table Bevel Edge	Natural Transitions	\$2,742.86	80W	42D	30H
940	5/0 Panel Bed	Natural Transitions	\$2,076.63	65-1/4W	84-1/2D	46H
940	6/0 Panel Bed	Natural Transitions	\$2,331.78	77-1/4W	89-1/2D	46H
940	6/6 Panel Bed	Natural Transitions	\$2,331.78	82-1/4W	84-1/2D	46H
940	5/0 Hdbd & Metal Frame†	Natural Transitions	\$1,417.50	65-1/4W	78-3/4D	46H
940	6/0 Hdbd & Metal Frame†	Natural Transitions	\$1,580.51	77-1/4W	78-3/4D	46H
940	6/6 Hdbd & Metal Frame†	Natural Transitions	\$1,580.51	82-1/4W	78-3/4D	46H
944	Center Table	Natural Transitions	\$1,141.08	30Diameter		25-1/2H
945	Round Dining Table	Natural Transitions	\$1,835.66	48W	48D	30H
947-200	Short Deck	Natural Transitions	\$567.00	54-1/4W	9D	5H
947-300	Tall Deck	Natural Transitions	\$644.96	56-1/2W	13D	5-3/4H
948	Chest	Natural Transitions	\$4,741.53	44W	24D	72H
950	5/0 Slat Bed	Natural Transitions	\$2,076.63	65-1/4W	86-1/2D	54H
950	6/0 Slat Bed	Natural Transitions	\$2,331.78	77-1/4W	90-1/2D	54H
950	6/6 Slat Bed	Natural Transitions	\$2,331.78	82-1/4W	86-1/2D	54H
950	5/0 Hdbd & Metal Frame†	Natural Transitions	\$1,417.50	65-1/4W	80-1/4D	54H
950	6/0 Hdbd & Metal Frame†	Natural Transitions	\$1,580.51	77-1/4W	80-1/4D	54H
950	6/6 Hdbd & Metal Frame†	Natural Transitions	\$1,580.51	82-1/4W	80-1/4D	54H
972	Dresser	Natural Transitions	\$2,027.02	54-1/2W	18-3/4D	38-1/2H
973	Tall Chest	Natural Transitions	\$2,104.98	36-1/2W	18-1/2D	59-1/4H
974	Door Chest	Natural Transitions	\$2,161.68	50W	18-1/2D	50H
975	Night Stand	Natural Transitions	\$900.11	28-1/2W	16-3/4D	30H

* Physical Distressing Standard

CK = California King

** Hand-Planed Physical Distressing Standard

† = Length of frame may vary depending on mattress chosen

GSA HHQ CASE GOODS NET PRICES

SIN# 71-204 (unless otherwise noted)

STYLE	DESCRIPTION	COLLECTION	PRICE	DIMENSIONS & NOTES		
976	Dresser	Natural Transitions	\$2,133.33	58-1/2W	18-1/2D	50H
978	5/0 Panel Bed	Natural Transitions	\$2,076.63	65-1/4W	85D	46H
978	6/0 Panel Bed	Natural Transitions	\$2,331.78	77-1/4W	89D	46H
978	6/6 Panel Bed	Natural Transitions	\$2,331.78	82-1/4W	85D	46H
979	Night Stand	Natural Transitions	\$637.87	23-1/2W	18-5/8D	26H
982	Rectangular Dining Table	Natural Transitions	\$3,586.27	80W	46D	30H
983	Rectangular Dining Table	Natural Transitions	\$3,274.42	80W	46D	30H
988	5/0 Slat Bed	Natural Transitions	\$2,076.63	65-1/4W	86-1/2D	54H
988	6/0 Slat Bed	Natural Transitions	\$2,331.78	77-1/4W	90-1/2D	54H
988	6/6 Slat Bed	Natural Transitions	\$2,331.78	82-1/4W	86-1/2D	54H
990	3/3 Bed	Natural Transitions	\$2,764.12	42-1/2W	81D	82H
990	5/0 Bed	Natural Transitions	\$2,962.57	63-1/2W	86-1/2D	82H
990	6/0 Bed	Natural Transitions	\$3,146.85	81-1/2W	90-1/2D	82H
990	6/6 Bed	Natural Transitions	\$3,146.85	81-1/2W	86-1/2D	82H
990	3/3 Hdbd & Metal Frame†	Natural Transitions	\$2,048.28	42-1/2W	73-3/4D	82H
990	5/0 Hdbd & Metal Frame†	Natural Transitions	\$2,225.47	63-1/2W	79-3/4D	82H
990	6/0 Hdbd & Metal Frame†	Natural Transitions	\$2,409.75	81-1/2W	79-3/4D	82H
990	6/6 Hdbd & Metal Frame†	Natural Transitions	\$2,409.75	81-1/2W	79-3/4D	82H
997	Deck	Natural Transitions	\$1,530.90	41-3/4W	8D	35H
1150	Desk W/Pencil Drawer	Home Guide	\$1,190.70	52W	28D	30H
1151	Desk W/Keyboard Drawer	Home Guide	\$1,226.13	52W	28D	30H
1200	Perfect Fit Wall System – see pages 50–62					
1266	Arm Chair	Classic Cherry	\$843.41	27W 18SD	26-1/2D 17-1/2SH	41H 20WI 24-1/2AH Fabric Required 3/4 yd. Leather Required 13-3/4 sq ft.
1267	Side Chair	Classic Cherry	\$737.10	24W 18SD	26-1/2D 17-1/2SH	41H 20WI 24-1/2AH Fabric Required 3/4 yd. Leather Required 13-3/4 sq ft.
1357	SUNY Armoire	Cambridge Mills	\$3,484.68	36W	25-1/2D	72H
1380	Trestle Table	Bristol Channel	\$3,997.35	84W	44D	30H
1441	Chest	Natural Transitions	\$2,289.26	40-1/4W	19D	38H
1445	Tall Chest	Natural Transitions	\$3,331.12	37W	23D	55H
1467	Oval Cocktail Table	Natural Transitions	\$765.45	42-1/4W	30-1/4D	21-1/4H
1530	Night Stand	Continental Crossing	\$1,821.48	32W	17D	31H
1546	Accent Table	Continental Crossing	\$1,084.38	26Diameter		30H
1601	Arm Chair	Cabinetmaker Cherry** Harden Fabric	\$779.62	26W 19SD	28-1/2D 20SH	46-1/2H 17WI 25-1/2AH Fabric Required 4-1/4 yds.

* Physical Distressing Standard

CK = California King

** Hand-Planed Physical Distressing Standard

† = Length of frame may vary depending on mattress chosen

GSA HHQ CASE GOODS NET PRICES

SIN# 71-204 (unless otherwise noted)

STYLE	DESCRIPTION	COLLECTION	PRICE	DIMENSIONS & NOTES		
		Harden Leather	\$1,382.06	Leather Required 75-3/4 sq ft.		
1607	Mirror	Cabinetmaker Cherry**	\$815.06	52W	3D	31H
1608	5/0 Bed	Cabinetmaker Cherry**	\$4,004.43	64W	88-1/2D	89-1/2H
1608	6/6 Bed	Cabinetmaker Cherry**	\$4,387.16	82W	88-1/2D	89-1/2H
1608	5/0 Hdbd & Metal Frame†	Cabinetmaker Cherry**	\$2,827.91	64W	81D	89-1/2H
1608	6/6 Hdbd & Metal Frame†	Cabinetmaker Cherry**	\$3,005.10	82W	81D	89-1/2H
1609	5/0 Bed	Cabinetmaker Cherry**	\$2,998.01	65W	85-1/2D	69-1/2H Fabric Required 3/4 yd. Leather Required 13-3/4 sq ft.
1609	6/0 Bed	Cabinetmaker Cherry**	\$3,260.25	82W	89-1/2D	69-1/2H Fabric Required 1-3/4 yds. Leather Required 26-3/4 sq ft.
1609	6/6 Bed	Cabinetmaker Cherry**	\$3,260.25	82W	85-1/2D	69-1/2H Fabric Required 1-3/4 yds. Leather Required 26-3/4 sq ft.
1609	5/0 Hdbd & Metal Frame†	Cabinetmaker Cherry**	\$1,956.15	65W	78-3/4D	69-1/2H Fabric Required 3/4 yd. Leather Required 13-3/4 sq ft.
1609	6/0 Hdbd & Metal Frame†	Cabinetmaker Cherry**	\$2,133.33	82W	78-3/4D	69-1/2H Fabric Required 1-3/4 yds. Leather Required 26-3/4 sq ft.
1609	6/6 Hdbd & Metal Frame†	Cabinetmaker Cherry**	\$2,133.33	82W	78-3/4D	69-1/2H Fabric Required 1-3/4 yds. Leather Required 26-3/4 sq ft.
1612	5/0 Bed	Cabinetmaker Cherry** Harden Fabric Harden Leather COM COL	\$3,333.96 \$4,116.42 \$3,265.92 \$3,333.96	65-1/2W	89D	61-1/2H Fabric Required 7 yds. Leather Required 124-3/4 sq ft.
1612	6/0 Bed	Cabinetmaker Cherry** Harden Fabric Harden Leather COM COL	\$3,671.32 \$4,649.40 \$3,586.27 \$3,671.32	78-1/2W	91-1/2D	61-1/2H Fabric Required 10-3/4 yds. Leather Required 187-1/4 sq ft.
1612	6/6 Bed	Cabinetmaker Cherry** Harden Fabric Harden Leather COM COL	\$3,671.32 \$4,649.40 \$3,586.27 \$3,671.32	83-1/2W	87-1/2D	61-1/2H Fabric Required 10-3/4 yds. Leather Required 187-1/4 sq ft.
1613	Mule Chest	Cabinetmaker Cherry**	\$4,153.27	62W	22-1/4D	40H
1614	Night Stand	Cabinetmaker Cherry**	\$1,601.77	32W	19D	30H
1615	Drawer Chest	Cabinetmaker Cherry**	\$3,756.37	39W	21D	62H
1620	Dresser	Cabinetmaker Cherry**	\$3,189.37	62W	21-1/2D	40H
1621	Dresser	Cabinetmaker Cherry**	\$3,231.90	62W	21-1/2D	40H
1622	Chest	Cabinetmaker Cherry**	\$2,813.73	44W	19D	42H
1623	Night Stand	Cabinetmaker Cherry**	\$1,261.57	28W	18D	30H
1628	Game Table	Cabinetmaker Cherry**	\$2,494.80	50Diameter		30H
1629	Semanier	Cabinetmaker Cherry**	\$2,388.48	25-1/2W	18D	60H

* Physical Distressing Standard

CK = California King

** Hand-Planed Physical Distressing Standard

40

† = Length of frame may vary depending on mattress chosen

GSA HHQ CASE GOODS NET PRICES

SIN# 71-204 (unless otherwise noted)

STYLE	DESCRIPTION	COLLECTION	PRICE	DIMENSIONS & NOTES		
1636	Bookcase	Cabinetmaker Cherry**	\$2,700.33	43-3/4W	18D	78H
1637	Mirror	Cabinetmaker Cherry**	\$715.83	32W	1-3/4D	32H
1638	Mirror	Cabinetmaker Cherry**	\$765.45	32W	1-3/4D	32H
1648	End Table	Cabinetmaker Cherry**	\$864.67	22W	28D	26H
1649	End Table	Cabinetmaker Cherry**	\$893.02	22W	28D	26H
1654-052	Cocktail Table <i>also available in Walnut, Curly Maple, Wormy Maple — additional 20% upcharge is applied</i>	Cabinetmaker Cherry**	\$1,282.83	52W	22D	20H
1654-062	Cocktail Table <i>also available in Walnut, Curly Maple, Wormy Maple — additional 20% upcharge is applied</i>	Cabinetmaker Cherry**	\$1,445.85	62W	22D	20H
1654-072	Cocktail Table <i>also available in Walnut, Curly Maple, Wormy Maple — additional 20% upcharge is applied</i>	Cabinetmaker Cherry**	\$1,637.21	72W	22D	20H
1655-052	Cocktail Table <i>also available in Walnut, Curly Maple, Wormy Maple — additional 20% upcharge is applied</i>	Cabinetmaker Cherry**	\$1,339.53	52W	22D	20H
1655-062	Cocktail Table <i>also available in Walnut, Curly Maple, Wormy Maple — additional 20% upcharge is applied</i>	Cabinetmaker Cherry**	\$1,509.63	62W	22D	20H
1655-072	Cocktail Table <i>also available in Walnut, Curly Maple, Wormy Maple — additional 20% upcharge is applied</i>	Cabinetmaker Cherry**	\$1,693.91	72W	22D	20H
1658	Game Table	Cabinetmaker Cherry**	\$3,288.60	62Diameter		30H
1661	Round Table	Cabinetmaker Cherry**	\$1,134.00	30Diameter		26H
1666	Nesting Tables	Cabinetmaker Cherry**	\$1,495.46	24W	18D	26H
1667	Console	Cabinetmaker Cherry**	\$1,920.71	66W	20D	30H
1668	Arm Chair <i>also available in Walnut, Curly Maple, Wormy Maple — additional per chair</i>	Cabinetmaker Cherry** Harden Fabric Harden Leather	 \$928.46 \$1,141.09	22-1/2W 18SD	25D 20-1/4SH	39-1/2H 19-1/2WI 25-3/4AH Fabric Required 1-3/4 yds. Leather Required 26-3/4 sq ft.
1669	Side Chair <i>also available in Walnut, Curly Maple, Wormy Maple — additional per chair</i>	Cabinetmaker Cherry** Harden Fabric Harden Leather	 \$793.80 \$1,006.43	21-1/2W 18SD	25D 20-1/4SH	39-1/2H Fabric Required 1-3/4 yds. Leather Required 26-3/4 sq ft.
1670	Bar Stool	Cabinetmaker Cherry**	\$1,282.83	25W 17-3/4SD	21D 30SH	39H 17-1/4WI 35-1/2AH
1675	Demi-Lune Table	Cabinetmaker Cherry**	\$1,672.65	36W	19D	32H
1677	Console	Cabinetmaker Cherry**	\$1,807.31	60W	21D	35H
1680	Pub Table	Cabinetmaker Cherry**	\$1,871.10	36Diameter		42H
1685	China	Cabinetmaker Cherry**	\$6,435.45	68W	20D	89H
1686	Credenza	Cabinetmaker Cherry**	\$3,331.12	68W	20D	36H
1688	Arm Chair	Cabinetmaker Cherry** Harden Fabric Harden Leather	 \$921.37 \$1,204.88	25-1/2W 19-1/2SD	28D 20SH	42H 18WI 27-1/4AH Fabric Required 2 yds. Leather Required 35-3/4 sq ft.
1689	Side Chair	Cabinetmaker Cherry** Harden Fabric Harden Leather	 \$843.41 \$1,126.91	22W 19-1/2SD	27-1/2D 20SH	42H Fabric Required 2 yds. Leather Required 35-3/4 sq ft.

* Physical Distressing Standard

CK = California King

** Hand-Planed Physical Distressing Standard

41

† = Length of frame may vary depending on mattress chosen

GSA HHQ CASE GOODS NET PRICES

SIN# 71-204 (unless otherwise noted)

STYLE	DESCRIPTION	COLLECTION	PRICE	DIMENSIONS & NOTES		
1690	Desk	Cabinetmaker Cherry**	\$3,834.33	42W	18D	48H Fabric Required 3/4 yd. Leather Required 6 sq ft.
1691	Desk	Cabinetmaker Cherry**	\$3,720.93	42W	18D	48H Fabric Required 3/4 yd. Leather Required 6 sq ft.
1694	Arm Chair	Cabinetmaker Cherry**	\$857.58	24W	25-1/2D	39-1/2H 20-1/4WI 18-3/4SD 18-1/2SH 29-1/2AH Fabric Required 3/4 yd. Leather Required 13-3/4 sq ft.
1695	Side Chair	Cabinetmaker Cherry**	\$765.45	22-1/4W	25-1/2D	39-1/2H 18-3/4SD 18-1/2SH Fabric Required 3/4 yd. Leather Required 13-3/4 sq ft.
1696	Buffet	Cabinetmaker Cherry**	\$3,614.62	68W	20D	41H
1697	Buffet	Cabinetmaker Cherry**	\$3,749.28	68W	20D	41H
1698	Trestle Table	Cabinetmaker Cherry**	\$4,521.82	80W	44D	30-1/2H
1805	Armoire	Classic Cherry	\$5,889.71	48W	23D	84H
1806	Entertainment Center	Classic Cherry	\$5,471.55	48W	23D	84H
1818	End Table	Classic Cherry	\$878.85	26Diameter		26H
1820	End Table	Classic Cherry	\$885.93	20W	26D	26H
1821	Console	Classic Cherry	\$1,438.76	42W	19D	29-1/2H
1831	Cocktail Table-Wood Top	Classic Cherry	\$1,162.35	48W	30D	20-1/2H
1833	End Tab-Wood Top	Classic Cherry	\$1,105.65	30W	25D	26-1/4H
1840	Chest	Classic Cherry	\$1,800.22	36W	19D	32H
1845	Armoire	Classic Cherry	\$5,889.71	48W	23D	84H
1846	Entertainment Center	Classic Cherry	\$5,471.55	48W	23D	84H
1874	Mirror	Classic Cherry	\$680.40	29W	1-3/4D	41-1/2H
1888	Arm Chair	Classic Cherry	\$744.18	23W	21-1/2D	39H 20WI 18SD 18SH 24AH Fabric Required 3/4 yd. Leather Required 13-3/4 sq ft.
1889	Side Chair	Classic Cherry	\$666.22	23W	21-1/2D	39H 23WI 18SD 18SH Fabric Required 3/4 yd. Leather Required 13-3/4 sq ft.
1899	Credenza/Wood Top	Classic Cherry	\$2,438.10	52W	18D	34H
1899-1/2	Credenza/St Top	Classic Cherry	\$2,955.48	52W	18D	34H
1915-100	Night Stand-Wood Top	Artistry	\$857.58	28W	20D	27H
1916	Chest	Artistry	\$2,367.22	38W	20D	50-1/4H
1918	Night Stand	Artistry	\$1,091.47	31W	19D	28H
1925-100	Dresser-Wood Top	Artistry	\$2,863.35	65W	20D	41H
1926-100	Dresser-Dropdown Drawer	Artistry	\$2,912.96	65W	20D	41H
1926-200	Dresser-Dropdown Drawer	Artistry	\$3,182.28	65W	20D	41H

* Physical Distressing Standard

** Hand-Planed Physical Distressing Standard

GSA HHQ CASE GOODS NET PRICES

SIN# 71-204 (unless otherwise noted)

STYLE	DESCRIPTION	COLLECTION	PRICE	DIMENSIONS & NOTES		
1926-300	Dresser-Dropdown Drawer	Artistry	\$3,182.28	65W	20D	41H
1927	5/0 Wall Bed	Artistry Harden Fabric Harden Leather COM COL	\$2,243.90 \$2,439.51 \$2,226.89 \$2,243.90	65W	85-1/4D	48H Fabric Required 2-1/4 yds. Leather Required 40-1/4 sq ft.
1927	6/0 Wall Bed	Artistry Harden Fabric Harden Leather COM COL	\$2,421.09 \$2,616.70 \$2,404.08 \$2,421.09	78W	89-1/4D	48H Fabric Required 2-1/4 yds. Leather Required 40-1/4 sq ft.
1927	6/6 Wall Bed	Artistry Harden Fabric Harden Leather COM COL	\$2,421.09 \$2,616.70 \$2,404.08 \$2,421.09	83W	85-1/4D	48H Fabric Required 3-3/4 yds. Leather Required 62-3/4 sq ft.
1927	5/0 Hdbd & Metal Frame†	Artistry Harden Fabric Harden Leather COM COL	\$1,776.12 \$1,971.74 \$1,759.11 \$1,776.12	65W	78-3/4D	48H Fabric Required 2-1/4 yds. Leather Required 40-1/4 sq ft.
1927	6/0 Hdbd & Metal Frame†	Artistry Harden Fabric Harden Leather COM COL	\$1,953.31 \$2,148.93 \$1,936.30 \$1,953.31	78W	78-3/4D	48H Fabric Required 2-1/4 yds. Leather Required 40-1/4 sq ft.
1927	6/6 Hdbd & Metal Frame†	Artistry Harden Fabric Harden Leather COM COL	\$1,953.31 \$2,148.93 \$1,936.30 \$1,953.31	83W	78-3/4D	48H Fabric Required 2-1/4 yds. Leather Required 40-1/4 sq ft.
1928	Night Stand	Artistry	\$1,020.60	28W	19D	24-1/4H
1929	Wall Panel	Artistry Harden Fabric Harden Leather COM COL	\$408.24 \$495.18 \$400.68 \$408.24	28W	2D	24H Fabric Required 1 yd. Leather Required 18 sq ft.
1938-100	Side Table-Wood Top	Artistry	\$758.36	28W	24-1/4D	26H
1939-100	Console-Wood Top	Artistry	\$843.41	57W	16-1/2D	32H
1941-100	Table Desk	Artistry	\$772.53	48W	24D	30H
1945-100	Rectangular Table-Wood Top	Artistry	\$1,204.87	49W	34D	18H
1954	Bookcase	Artistry	\$2,749.95	42W	15D	78H
1966	Buffet	Artistry	\$2,409.75	58W	20D	35H
1967	Entertainment Console	Artistry	\$2,409.75	58W	20D	35H
1969	Buffet & Hutch	Artistry	\$4,911.63	58W	20D	83-1/2H
1973	Uph Chair	Artistry Harden Fabric Harden Leather	\$595.35 \$985.16	25W	24D	35H 20-1/2WI 17-1/2SD 20SH Fabric Required 2-3/4 yds. Leather Required 49-1/4 sq ft.
	<i>also available in Walnut, Curly Maple, Wormy Maple – additional per chair also available in Cherry – no additional charge</i>					

* Physical Distressing Standard

** Hand-Planed Physical Distressing Standard

GSA HHQ CASE GOODS NET PRICES

SIN# 71-204 (unless otherwise noted)

STYLE	DESCRIPTION	COLLECTION	PRICE	DIMENSIONS & NOTES		
1982	Arm Chair	Artistry Harden Fabric Harden Leather	\$708.75 \$1,311.19	26W 19SD	28-1/2D 20SH	46-1/2H 17W 25-1/2AH Fabric Required 4-1/4 yds. Leather Required 75-3/4 sq ft.
1985	Tall Slat Chair	Artistry Harden Fabric Harden Leather	\$715.83 \$822.15	22-1/2W 18-1/2SD	23D 19-1/2SH	44H Fabric Required 3/4 yd. Leather Required 13-3/4 sq ft.
1990-2	Dining Table	Artistry	\$2,941.31	74W	42D	30H
1990-3	Dining Table	Artistry	\$3,168.11	74W	42D	30H
2100	4/6 Panel Bed	Cambridge Mills	\$1,041.86	57-1/4W	85D	46H
2101	3/3 Panel Bed	Cambridge Mills	\$1,126.91	43-1/2W	80D	58H
2101	5/0 Panel Bed	Cambridge Mills	\$1,041.86	64-1/2W	86D	58H
2101	6/0 Panel Bed	Cambridge Mills	\$1,204.87	81-1/2W	90D	58H
2101	6/6 Panel Bed	Cambridge Mills	\$1,403.32	81-1/2W	86D	58H
2101	5/0 Headboard	Cambridge Mills	\$850.50	64-1/2W	2-1/2D	58H
2101	6/0 Headboard	Cambridge Mills	\$999.33	81-1/2W	2-1/2D	58H
2101	6/6 Headboard	Cambridge Mills	\$999.33	81W	2-1/2D	58H
2102	5/0 Sleigh Bed	Cambridge Mills	\$1,318.27	63-3/4W	94D	55-1/2H
2102	6/0 Sleigh Bed	Cambridge Mills	\$1,516.72	80-3/4W	98D	55-1/2H
2102	6/6 Sleigh Bed	Cambridge Mills	\$1,516.72	80-3/4W	94D	55-1/2H
2110	Tall Chest	Cambridge Mills	\$1,233.22	38W	19D	54-3/4H
2111	Dressing Chest	Cambridge Mills	\$1,389.15	56W	19D	44-1/4H
2113	Double Dresser	Cambridge Mills	\$1,261.57	56W	19D	36-3/4H
2114	Door Deck	Cambridge Mills	\$1,474.20	53-1/2W	19D	38H
2115	Lingerie Chest	Cambridge Mills	\$1,091.47	25W	18D	55H
2116	Bedside Chest	Cambridge Mills	\$608.10	28W	18D	29H
2117	Night Table	Cambridge Mills	\$467.77	22W	18D	29H
2118	Media Chest	Cambridge Mills	\$1,268.66	46W	19D	39-3/4H
2120	Landscape Mirror	Cambridge Mills	\$389.81	38-3/4W	1D	34-3/4H
2301	5/0 Panel Bed	Cambridge Mills	\$1,219.05	63-1/4W	88D	56H
2301	6/0 Panel Bed	Cambridge Mills	\$1,403.32	80-1/4W	92D	56H
2301	6/6 Panel Bed	Cambridge Mills	\$1,403.32	80-1/4W	88D	56H
2301	5/0 Headboard Only	Cambridge Mills	\$765.45	63-1/4W	2D	56H
2301	6/6 Headboard Only	Cambridge Mills	\$907.20	80-1/4W	2D	56H
2302	3/3 Storage Bed	Cambridge Mills	\$1,600.00	42-1/4W	88D	56H
2302	4/6 Storage Bed	Cambridge Mills	\$2,268.00	57-1/4W	88D	56H
2302	5/0 Storage Bed	Cambridge Mills	\$1,530.90	63-1/4W	88D	56H
2302	6/0 Storage Bed	Cambridge Mills	\$1,693.91	80-1/4W	92D	56H

* Physical Distressing Standard

** Hand-Planed Physical Distressing Standard

GSA HHQ CASE GOODS NET PRICES

SIN# 71-204 (unless otherwise noted)

STYLE	DESCRIPTION	COLLECTION	PRICE	DIMENSIONS & NOTES		
2302	6/6 Storage Bed	Cambridge Mills	\$1,693.91	80-1/4W	88D	56H
2303	5/0 Uph Bed	Cambridge Mills Harden Fabric Harden Leather	\$1,219.05 \$1,360.80	63-3/4W	84-1/2D	56H Fabric Required 3/4 yd. Leather Required 13-3/4 sq ft.
2303	6/0 Uph Bed	Cambridge Mills Harden Fabric Harden Leather	\$1,403.32 \$1,545.08	80-3/4W	89-1/2D	56H Fabric Required 1-3/4 yds. Leather Required 26-3/4 sq ft.
2303	6/6 Uph Bed	Cambridge Mills Harden Fabric Harden Leather	\$1,403.32 \$1,545.08	80-3/4W	84-1/2D	56H Fabric Required 1-3/4 yds. Leather Required 26-3/4 sq ft.
2303	5/0 Uph Hdbd	Cambridge Mills Harden Fabric Harden Leather	\$878.85 \$1,020.60	63-3/4W	1-3/4D	56H Fabric Required 3/4 yd. Leather Required 13-3/4 sq ft.
2303	6/0 Uph Hdbd	Cambridge Mills Harden Fabric Harden Leather	\$1,027.68 \$1,169.44	80-3/4W	1-3/4D	56H Fabric Required 1-3/4 yds. Leather Required 26-3/4 sq ft.
2303	6/6 Uph Hdbd	Cambridge Mills Harden Fabric Harden Leather	\$1,027.68 \$1,169.44	80-3/4W	1-3/4D	56H Fabric Required 1-3/4 yds. Leather Required 26-3/4 sq ft.
2304	5/0 Bed	Cambridge Mills Harden Fabric Harden Leather	\$1,530.90 \$1,672.65	63-1/4W	86-1/4D	56H Fabric Required 3/4 yd. Leather Required 13-3/4 sq ft.
2304	6/0 Bed	Cambridge Mills Harden Fabric Harden Leather	\$1,757.70 \$1,899.45	80-1/4W	90D	56H Fabric Required 1-3/4 yds. Leather Required 26-3/4 sq ft.
2304	6/6 Bed	Cambridge Mills Harden Fabric Harden Leather	\$1,757.70 \$1,899.45	80-1/4W	86-1/4D	56H Fabric Required 1-3/4 yds. Leather Required 26-3/4 sq ft.
2310	Tall Chest	Cambridge Mills	\$1,389.15	38W	19D	57-1/4H
2311	Triple Dresser	Cambridge Mills	\$1,630.12	64W	19D	37H
2313	Storage Door Chest	Cambridge Mills	\$1,630.12	38W	22D	60H
2314	Double Dresser	Cambridge Mills	\$1,268.66	54W	19D	37H
2315	Bachelors Chest	Cambridge Mills	\$970.98	37-3/4W	19D	37H
2316	Night Table	Cambridge Mills	\$496.12	26W	17D	30H
2317	Night Stand	Cambridge Mills	\$652.05	28W	17D	30H
2318	Media Chest	Cambridge Mills	\$1,190.70	48W	19D	33-1/2H
2320	Hanging Mirror	Cambridge Mills	\$375.63	40-1/2W	1D	34-1/2H
2501	5/0 Panel Bed	Cambridge Mills	\$1,268.66	64-1/4W	84-1/2D	56H
2501	6/0 Panel Bed	Cambridge Mills	\$1,488.37	81-1/4W	89-1/2D	56H
2501	6/6 Panel Bed	Cambridge Mills	\$1,488.37	81-1/4W	84-1/2D	56H
2501	5/0 Panel Hdbd	Cambridge Mills	\$807.97	64-1/4W	1-3/4D	56H
2501	6/0 Panel Hdbd	Cambridge Mills	\$963.90	81-1/4W	1-3/4D	56H
2501	6/6 Panel Hdbd	Cambridge Mills	\$963.90	81-1/4W	1-3/4D	56H
2502	5/0 Up Hdbd Bed	Cambridge Mills Harden Fabric Harden Leather	\$1,530.90 \$1,956.15	64-1/4W	87-1/2D	54H Fabric Required 2-1/4 yds. Leather Required 40-1/4 sq ft.

* Physical Distressing Standard

** Hand-Planed Physical Distressing Standard

GSA HHQ CASE GOODS NET PRICES

SIN# 71-204 (unless otherwise noted)

STYLE	DESCRIPTION	COLLECTION	PRICE	DIMENSIONS & NOTES		
2502	6/0 Up Hdbd Bed	Cambridge Mills Harden Fabric Harden Leather	\$1,729.35 \$2,154.60	81-1/4W	91-1/2D	54H Fabric Required 2-3/4 yds. Leather Required 44-3/4 sq ft.
2502	6/6 Up Hdbd Bed	Cambridge Mills Harden Fabric Harden Leather	\$1,729.35 \$2,154.60	81-1/4W	87-1/2D	54H Fabric Required 2-3/4 yds. Leather Required 44-3/4 sq ft.
2503	5/0 Panel Bed/Storage Ftbd	Cambridge Mills Harden Fabric Harden Leather	\$1,871.10 \$2,154.60	64-1/4W	96-3/4D	56H Fabric Required 1-3/4 yds. Leather Required 31-1/4 sq ft.
2503	6/0 Panel Bed/Storage Ftbd	Cambridge Mills Harden Fabric Harden Leather	\$2,069.55 \$2,353.05	81-1/4W	100-3/4D	56H Fabric Required 1-3/4 yds. Leather Required 31-1/4 sq ft.
2503	6/6 Panel Bed/Storage Ftbd	Cambridge Mills Harden Fabric Harden Leather	\$2,069.55 \$2,353.05	81-1/4W	96-3/4D	56H Fabric Required 1-3/4 yds. Leather Required 31-1/4 sq ft.
2507	5/0 Uph Bed	Cambridge Mills Harden Fabric Harden Leather	\$2,041.20 \$2,749.95	64-1/4W	99-3/4D	54H Fabric Required 4 yds. Leather Required 71-3/4 sq ft.
2507	6/0 Uph Bed	Cambridge Mills Harden Fabric Harden Leather	\$2,282.17 \$2,990.93	81-1/4W	103-3/4D	54H Fabric Required 4-1/4 yds. Leather Required 75-3/4 sq ft.
2507	6/6 Uph Bed	Cambridge Mills Harden Fabric Harden Leather	\$2,282.17 \$2,990.93	81-1/4W	99-3/4D	54H Fabric Required 4-1/4 yds. Leather Required 75-3/4 sq ft.
2510	Tall Chest	Cambridge Mills	\$1,474.20	38W	18D	57-3/8H
2511	Dresser	Cambridge Mills	\$1,552.16	62W	18D	38H
2515	Gents Chest	Cambridge Mills	\$1,757.70	38W	22D	57-3/8H
2516	Bedside Chest	Cambridge Mills	\$722.92	30W	17D	30H
2517	Night Stand	Cambridge Mills	\$595.35	28W	17D	30H
2520	Wall Mirror	Cambridge Mills	\$382.72	38-1/2W	1-3/4D	32-1/2H
2601	5/0 Fret Bed	Cambridge Mills	\$1,268.66	63-1/2W	84-1/2D	56H
2601	6/6 Fret Bed	Cambridge Mills	\$1,488.37	80-1/2W	84-1/2D	56H
2601	5/0 Fret Hdbd	Cambridge Mills	\$779.62	63-1/2W	1-3/4D	56H
2601	6/6 Fret Hdbd	Cambridge Mills	\$935.55	80-1/2W	1-3/4D	56H
2602	5/0 Fret Bed	Cambridge Mills Harden Fabric Harden Leather	\$1,842.75 \$2,126.25	63-1/2W	100-3/4D	56H Fabric Required 2 yds. Leather Required 35-3/4 sq ft.
2602	6/6 Fret Bed	Cambridge Mills Harden Fabric Harden Leather	\$2,048.28 \$2,331.79	80-1/2W	100-3/4D	56H Fabric Required 2 yds. Leather Required 35-3/4 sq ft.
2603	5/0 Uph Bed	Cambridge Mills Harden Fabric Harden Leather	\$1,339.53 \$1,623.04	63-1/2W	84-1/2D	56H Fabric Required 1 yd. Leather Required 18 sq ft.
2603	6/6 Uph Hdbd	Cambridge Mills Harden Fabric Harden Leather	\$1,545.07 \$1,828.58	80-1/2W	84-1/2D	56H Fabric Required 2 yds. Leather Required 35-3/4 sq ft.
2603	5/0 Uph Hdbd	Cambridge Mills Harden Fabric Harden Leather	\$935.55 \$1,219.05	63-1/2W	1-3/4D	56H Fabric Required 1 yd. Leather Required 18 sq ft.

* Physical Distressing Standard

CK = California King

** Hand-Planed Physical Distressing Standard

46

† = Length of frame may vary depending on mattress chosen

GSA HHQ CASE GOODS NET PRICES

SIN# 71-204 (unless otherwise noted)

STYLE	DESCRIPTION	COLLECTION	PRICE	DIMENSIONS & NOTES		
2603	6/6 Uph Hdbd	Cambridge Mills Harden Fabric Harden Leather	\$1,112.73 \$1,396.24	80-1/2W	1-3/4D	56H Fabric Required 2 yds. Leather Required 35-3/4 sq ft.
2607	5/0 Uph Bed	Cambridge Mills Harden Fabric Harden Leather	\$2,012.85 \$2,579.85	63-1/2W	100-3/4D	56H Fabric Required 2-3/4 yds. Leather Required 62-3/4 sq ft.
2607	6/6 Uph Bed	Cambridge Mills Harden Fabric Harden Leather	\$2,197.12 \$2,764.13	80-1/2W	100-3/4D	56H Fabric Required 3-3/4 yds. Leather Required 80-1/4 sq ft.
2610	Tall Chest	Cambridge Mills	\$1,530.90	40W	20D	56H
2611	Dresser	Cambridge Mills	\$1,693.91	64-1/2W	20D	34-1/4H
2613	Dressing Chest	Cambridge Mills	\$1,771.87	50W	20D	44-1/4H
2614	Lingerie Chest	Cambridge Mills	\$1,382.06	28W	20D	56H
2616	Bedside Chest	Cambridge Mills	\$765.45	28W	20D	28-1/4H
2617	Night Table	Cambridge Mills	\$744.18	28W	20D	28-1/4H
2620	Landscape Mirror	Cambridge Mills	\$396.90	48-1/4W	1-1/2D	35H
2621	Portrait Mirror	Cambridge Mills	\$425.25	30-1/2W	1-1/2D	45-1/2H
2801	5/0 Channel Back Bed	Cambridge Mills Harden Fabric Harden Leather	\$1,190.70 \$1,545.08	63W	87-1/4D	52H Fabric Required 4 yds. Leather Required 71-3/4 sq ft.
2801	Tru 6/0 Chbk Bed	Cambridge Mills Harden Fabric Harden Leather	\$1,346.62 \$1,842.75	75W	91-1/4D	52H Fabric Required 6 yds. Leather Required 107 sq ft.
2801	6/6 Channel Back Bed	Cambridge Mills Harden Fabric Harden Leather	\$1,346.62 \$1,842.75	80W	87-1/4D	52H Fabric Required 6 yds. Leather Required 107 sq ft.
2801	5/0 Channel Back Hdbd	Cambridge Mills Harden Fabric Harden Leather	\$843.41 \$1,197.79	63W	5D	52H Fabric Required 4 yds. Leather Required 71-3/4 sq ft.
2801	Tru 6/0 Chbk Hdbd	Cambridge Mills Harden Fabric Harden Leather	\$970.98 \$1,325.36	75W	5D	52H Fabric Required 6 yds. Leather Required 107 sq ft.
2801	6/6 Channel Back Hdbd	Cambridge Mills Harden Fabric Harden Leather	\$970.98 \$1,325.36	80W	5D	52H Fabric Required 6 yds. Leather Required 107 sq ft.
2802	5/0 Buttonback Bed	Cambridge Mills Harden Fabric Harden Leather	\$1,190.70 \$1,545.08	63W	87-1/4D	52H Fabric Required 3 yds. Leather Required 53-3/4 sq ft.
2802	Tru 6/0 Buttonback Bed	Cambridge Mills Harden Fabric Harden Leather	\$1,346.62 \$1,701.00	75W	91-1/4D	52H Fabric Required 3-3/4 yds. Leather Required 62-3/4 sq ft.
2802	6/6 Buttonback Bed	Cambridge Mills Harden Fabric Harden Leather	\$1,346.62 \$1,701.00	80W	87-1/4D	52H Fabric Required 3-3/4 yds. Leather Required 62-3/4 sq ft.
2802	5/0 Buttonback Hdbd	Cambridge Mills Harden Fabric Harden Leather	\$843.41 \$1,197.79	63W	5D	52H Fabric Required 3 yds. Leather Required 53-3/4 sq ft.
2802	Tru 6/0 Buttonback Hdbd	Cambridge Mills Harden Fabric Harden Leather	\$970.98 \$1,325.36	75W	5D	52H Fabric Required 3-3/4 yds. Leather Required 62-3/4 sq ft.

* Physical Distressing Standard

** Hand-Planed Physical Distressing Standard

GSA HHQ CASE GOODS NET PRICES

SIN# 71-204 (unless otherwise noted)

STYLE	DESCRIPTION	COLLECTION	PRICE	DIMENSIONS & NOTES		
2802	6/6 Buttonback Hdbd	Cambridge Mills Harden Fabric Harden Leather	\$970.98 \$1,325.36	80W	5D	52H Fabric Required 3-3/4 yds. Leather Required 62-3/4 sq ft.
2803	Wall Panel	Cambridge Mills	\$276.41	28W	1D	50H
2804	5/0 Uph Panel Bed	Cambridge Mills Harden Fabric Harden Leather	\$1,190.70 \$1,545.08	63W	87-1/4D	52H Fabric Required 3 yds. Leather Required 53-3/4 sq ft.
2804	Tru 6/0 Uph Panel Bed	Cambridge Mills Harden Fabric Harden Leather	\$1,346.62 \$1,701.00	75W	91-1/4D	52H Fabric Required 3-3/4 yds. Leather Required 62-3/4 sq ft.
2804	6/6 Uph Panel Bed	Cambridge Mills Harden Fabric Harden Leather	\$1,346.62 \$1,701.00	80W	87-1/4D	52H Fabric Required 3-3/4 yds. Leather Required 62-3/4 sq ft.
2804	5/0 Uph Panel Hdbd	Cambridge Mills Harden Fabric Harden Leather	\$843.41 \$1,197.79	63W	5D	52H Fabric Required 3 yds. Leather Required 53-3/4 sq ft.
2804	Tru 6/0 Uph Panel Hdbd	Cambridge Mills Harden Fabric Harden Leather	\$970.98 \$1,325.36	75W	5D	52H Fabric Required 3-3/4 yds. Leather Required 62-3/4 sq ft.
2804	6/6 Uph Panel Hdbd	Cambridge Mills Harden Fabric Harden Leather	\$970.98 \$1,325.36	80W	5D	52H Fabric Required 3-3/4 yds. Leather Required 62-3/4 sq ft.
2810	Tall Chest	Cambridge Mills	\$1,502.55	38W	18D	54H
2811	Dresser	Cambridge Mills	\$1,552.16	64-1/4W	18D	38H
2813	Bureau	Cambridge Mills	\$1,757.70	48W	18D	45H
2814	Gentleman Chest	Cambridge Mills	\$985.16	38W	18D	35-1/2H
2816	Bedside Chest	Cambridge Mills	\$765.45	27W	17D	28H
2817	Night Table-Left	Cambridge Mills	\$460.68	24W	17D	25-3/4H
2818	Night Table-Right	Cambridge Mills	\$460.68	24W	17D	25-3/4H
2820	Wall Mirror	Cambridge Mills	\$368.55	40-1/4W	1D	30-1/4H
3310	Credenza	Front Range	\$2,260.91	72W	19D	30-1/4H
3311	Credenza	Front Range	\$2,260.91	72W	19D	30-1/4H
3316	Dining Table	Front Range	\$2,260.91	48Diameter		30H
3326	Dining Table	Front Range	\$2,827.91	60Diameter		30H

* Physical Distressing Standard

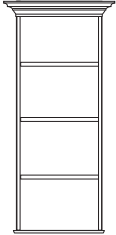
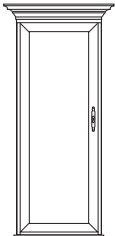
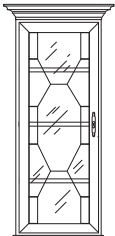
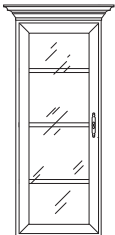
** Hand-Planed Physical Distressing Standard

PERFECT FIT CUSTOM WALL SYSTEM GSA NET PRICES

SIN# 71-204 (unless otherwise noted)

TOP UNITS

20" WIDE TOP UNITS

	MODEL NO.	DESCRIPTION	DIMENSIONS			NET PRICE
			W	D	H	
	1225-500 Open Top	Open front with three adjustable wood-framed glass shelves and interior lighting. Interior dimensions—	20 18½	24 22	53½ 48½	\$1,438.76
	1225-000 Open Top	Same as above except 16 deep. Interior dimensions—	20 18½	16 14	53½ 48½	\$1,268.66
	1225-510 Wood Door Top	Three adjustable wood-framed glass shelves. Door hinged on right or left. Interior dimensions—	20 18½	24 22	53½ 48½	\$1,679.73
	1225-010 Wood Door Top	Same as above except 16 deep. Interior dimensions—	20 18½	16 14	53½ 48½	\$1,509.63
	1225-520 Mullioned Door Top	Three adjustable wood-framed glass shelves and interior lighting. Door hinged on right or left. Interior dimensions—	20 18½	24 22	53½ 48½	\$1,778.96
	1225-020 Mullioned Door Top	Same as above except 16 deep. Interior dimensions—	20 18½	16 14	53½ 48½	\$1,623.03
	1225-530 Glass Door Top	Three adjustable wood-framed glass shelves and interior lighting. Door hinged on right or left. Interior dimensions—	20 18½	24 22	53½ 48½	\$1,679.73
	1225-030 Glass Door Top	Same as above except 16 deep. Interior dimensions—	20 18½	16 14	53½ 48½	\$1,509.63

Important Notes

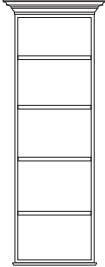
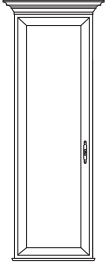
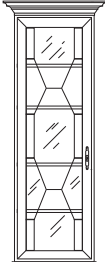
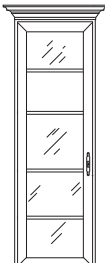
- Because of top moulding overhang, allow an additional 6 inches to overall configuration width.
- When specifying units with different overall heights, allow an additional 4" depth for moulding clearance.

PERFECT FIT CUSTOM WALL SYSTEM GSA NET PRICES

SIN# 71-204 (unless otherwise noted)

TOP UNITS

20" WIDE TOP UNITS (Continued)

	MODEL NO.	DESCRIPTION	DIMENSIONS			NET PRICE
			W	D	H	
	1227-500 Open Top	Open front with three adjustable wood-framed glass shelves and interior lighting. Interior dimensions—	20 18 1/2	24 22	65 1/2 60 1/2	\$1,594.68
	1227-000 Open Top	Same as above except 16 deep. Interior dimensions—	20 18 1/2	16 14	65 1/2 60 1/2	\$1,431.67
	1227-510 Wood Door Top	Three adjustable wood-framed glass shelves. Door hinged on right or left. Interior dimensions—	20 18 1/2	24 22	65 1/2 60 1/2	\$1,998.67
	1227-010 Wood Door Top	Same as above except 16 deep. Interior dimensions—	20 18 1/2	16 14	65 1/2 60 1/2	\$1,835.66
	1227-520 Mullioned Door Top	Three adjustable wood-framed glass shelves and interior lighting. Door hinged on right or left. Interior dimensions—	20 18 1/2	24 22	65 1/2 60 1/2	\$2,076.63
	1227-020 Mullioned Door Top	Same as above except 16 deep. Interior dimensions—	20 18 1/2	16 14	65 1/2 60 1/2	\$1,920.71
	1227-530 Glass Door Top	Three adjustable wood-framed glass shelves and interior lighting. Door hinged on right or left. Interior dimensions—	20 18 1/2	24 22	65 1/2 60 1/2	\$1,906.53
	1227-030 Glass Door Top	Same as above except 16 deep. Interior dimensions—	20 18 1/2	16 14	65 1/2 60 1/2	\$1,736.43

Important Notes




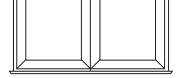

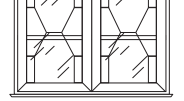


- Because of top moulding overhang, allow an additional 6 inches to overall configuration width.
- When specifying units with different overall heights, allow an additional 4" depth for moulding clearance.

PERFECT FIT CUSTOM WALL SYSTEM GSA NET PRICES

SIN# 71-204 (unless otherwise noted)

TOP UNITS

36" WIDE TOP UNITS

	MODEL NO.	DESCRIPTION	DIMENSIONS			NET PRICE
			W	D	H	
	1226-500 Open Top	Three adjustable wood-framed glass shelves and interior lighting.	36	24	53 1/2	\$1,892.36
		Interior dimensions—	34 1/2	22	48 1/2	
	1226-000 Open Top	Same as above except 16 deep.	36	16	53 1/2	\$1,722.26
		Interior dimensions—	34 1/2	14	48 1/2	
	1226-510 Wood Door Top	Three adjustable wood-framed glass shelves.	36	24	53 1/2	\$2,268.00
		Interior dimensions—	34 1/2	22	48 1/2	
	1226-010 Wood Door Top	Same as above except 16 deep.	36	16	53 1/2	\$2,119.16
		Interior dimensions—	34 1/2	14	48 1/2	
	1226-520 Mullioned Door Top	Three adjustable wood-framed glass shelves and interior lighting.	36	24	53 1/2	\$2,438.10
		Interior dimensions—	34 1/2	22	48 1/2	
	1226-020 Mullioned Door Top	Same as above except 16 deep.	36	16	53 1/2	\$2,268.00
		Interior dimensions—	34 1/2	14	48 1/2	
	1226-530 Glass Door Top	Three adjustable wood-framed glass shelves and interior lighting.	36	24	53 1/2	\$2,225.47
		Interior dimensions—	34 1/2	22	48 1/2	
	1226-030 Glass Door Top	Same as above except 16 deep.	36	16	53 1/2	\$2,062.46
		Interior dimensions—	34 1/2	14	48 1/2	

Important Notes


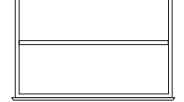
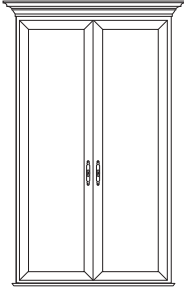
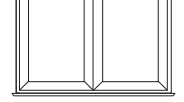
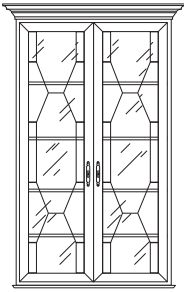



- Because of top moulding overhang, allow an additional 6 inches to overall configuration width.
- When specifying units with different overall heights, allow an additional 4" depth for moulding clearance.

PERFECT FIT CUSTOM WALL SYSTEM GSA NET PRICES

SIN# 71-204 (unless otherwise noted)

TOP UNITS

36" WIDE TOP UNITS (Continued)

	MODEL NO.	DESCRIPTION	DIMENSIONS			NET PRICE
			W	D	H	
	1228-500 Open Top	Four adjustable wood-framed glass shelves and interior lighting.	36	24	65 ¹ / ₂	\$2,048.28
		Interior dimensions—	34 ¹ / ₂	22	60 ¹ / ₂	
	1228-000 Open Top	Same as above except 16 deep.	36	16	65 ¹ / ₂	\$1,892.36
		Interior dimensions—	34 ¹ / ₂	14	60 ¹ / ₂	
	1228-510 Wood Door Top	Four adjustable wood-framed glass shelves.	36	24	65 ¹ / ₂	\$2,601.11
		Interior dimensions—	34 ¹ / ₂	22	60 ¹ / ₂	
	1228-010 Wood Door Top	Same as above except 16 deep.	36	16	65 ¹ / ₂	\$2,438.10
		Interior dimensions—	34 ¹ / ₂	14	60 ¹ / ₂	
	1228-520 Mullioned Door Top	Four adjustable wood-framed glass shelves and interior lighting.	36	24	65 ¹ / ₂	\$2,757.03
		Interior dimensions—	34 ¹ / ₂	22	60 ¹ / ₂	
	1228-020 Mullioned Door Top	Same as above except 16 deep.	36	16	65 ¹ / ₂	\$2,601.11
		Interior dimensions—	34 ¹ / ₂	14	60 ¹ / ₂	
	1228-530 Glass Door Top	Four adjustable wood-framed glass shelves and interior lighting.	36	24	65 ¹ / ₂	\$2,438.10
		Interior dimensions—	34 ¹ / ₂	22	60 ¹ / ₂	
	1228-030 Glass Door Top	Same as above except 16 deep.	36	16	65 ¹ / ₂	\$2,268.00
		Interior dimensions—	34 ¹ / ₂	14	60 ¹ / ₂	

Important Notes

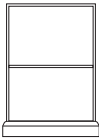





- Because of top moulding overhang, allow an additional 6 inches to overall configuration width.
- When specifying units with different overall heights, allow an additional 4" depth for moulding clearance.

PERFECT FIT CUSTOM WALL SYSTEM GSA NET PRICES

SIN# 71-204 (unless otherwise noted)

BASE UNITS

20" WIDE BASE UNITS

	MODEL NO.	DESCRIPTION	DIMENSIONS			NET PRICE
			W	D	H	
	1211-500 Open Base	One adjustable wooden shelf. Interior dimensions—	20 18½	24 22	30½ 24	\$623.70
	1211-000 Open Base	Same as above except 16 deep. Interior dimensions—	20 18½	16 14	30½ 24	\$559.91
	1211-510 Wood Door Base	One adjustable wooden shelf. Interior dimensions—	20 18½	24 22	30½ 24	\$765.45
	1211-010 Wood Door Base	Same as above except 16 deep. Interior dimensions—	20 18½	16 14	30½ 24	\$701.66
	1211-520 Three Drawer Base	Three box drawers	20	24	30½	\$878.85
	1211-020 Three Drawer Base	Same as above except 16 deep.	20	16	30½	\$843.41
	1213-500 Open Base	Two adjustable wooden shelves. Interior dimensions—	20 18½	24 22	42½ 36	\$815.06
	1213-000 Open Base	Same as above except 16 deep. Interior dimensions—	20 18½	16 14	42½ 36	\$744.18
	1213-510 Wood Door Base	Two adjustable wooden shelves. Interior dimensions—	20 18½	24 22	42½ 36	\$970.98
	1213-010 Wood Door Base	Same as above except 16 deep. Interior dimensions—	20 18½	16 14	42½ 36	\$878.85
	1213-520 Four Drawer Base	Four box drawers	20	24	42½	\$1,282.83
	1213-020 Four Drawer Base	Same as above except 16 deep.	20	16	42½	\$1,148.17

Important Notes

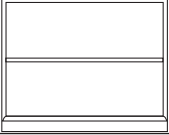
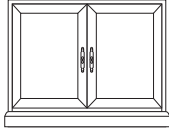
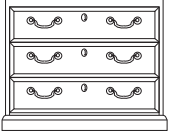



- Because of top moulding overhang, allow an additional 6 inches to overall configuration width.
- When specifying units with different overall heights, allow an additional 4" depth for moulding clearance.

PERFECT FIT CUSTOM WALL SYSTEM GSA NET PRICES

SIN# 71-204 (unless otherwise noted)

BASE UNITS

36" WIDE BASE UNITS

	MODEL NO.	DESCRIPTION	DIMENSIONS			NET PRICE
			W	D	H	
	1212-500 Open Base	One adjustable wooden shelf. Interior dimensions—	36 34½	24 22	30½ 24	\$836.32
	1212-000 Open Base	Same as above except 16 deep. Interior dimensions—	36 34½	16 14	30½ 24	\$758.36
	1212-510 Wood Door Base	One adjustable wooden shelf. Interior dimensions—	36 34½	24 22	30½ 24	\$1,148.17
	1212-010 Wood Door Base	Same as above except 16 deep. Interior dimensions—	36 34½	16 14	30½ 24	\$1,077.30
	1212-520 Three Drawer Base	Three box drawers.	36	24	30½	\$1,190.70
	1212-020 Three Drawer Base	Same as above except 16 deep.	36	16	30½	\$1,169.43
	1214-500 Open Base	Two adjustable wooden shelves. Interior dimensions—	36 34½	24 22	42½ 36	\$1,070.21
	1214-000 Open Base	Same as above except 16 deep. Interior dimensions—	36 34½	16 14	42½ 36	\$928.46
	1214-510 Wood Door Base	Two adjustable wooden shelves. Interior dimensions—	36 34½	24 22	42½ 36	\$1,396.23
	1214-010 Wood Door Base	Same as above except 16 deep. Interior dimensions—	36 34½	16 14	42½ 36	\$1,297.01
	1214-520 Four Drawer Base	Four box drawers.	36	24	42½	\$1,623.03
	1214-020 Four Drawer Base	Same as above except 16 deep.	36	16	42½	\$1,573.42

Important Notes

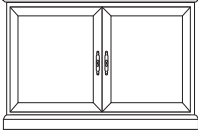

- Because of top moulding overhang, allow an additional 6 inches to overall configuration width.
- When specifying units with different overall heights, allow an additional 4" depth for moulding clearance.

PERFECT FIT CUSTOM WALL SYSTEM GSA NET PRICES

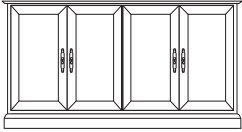
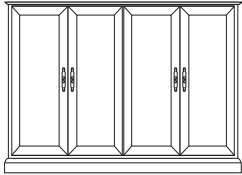
SIN# 71-204 (unless otherwise noted)

ENTERTAINMENT BASE UNITS

45-1/2" WIDE BASE UNITS

	MODEL NO.	DESCRIPTION	DIMENSIONS			NET PRICE
			W	D	H	
	1219-010 Wood Door Base	One adjustable wooden shelf. Finished Top Interior dimensions—	45 ¹ / ₂ 44	24 22	30 ¹ / ₂ 24	\$2,615.28
	1219-020 Wood Door Base	Two adjustable wooden shelves. Finished Top Interior dimensions—	45 ¹ / ₂ 44	24 22	42 ¹ / ₂ 36	\$2,700.33

55" WIDE BASE UNITS

	MODEL NO.	DESCRIPTION	DIMENSIONS			NET PRICE
			W	D	H	
	1219-030 Wood Door Base	Two sections. One adjustable wooden shelf each. Finished Top Interior dimensions each—	56 ¹ / ₂ 26	25 ¹ / ₂ 22	30 ¹ / ₂ 24	\$2,941.31
	1219-040 Wood Door Base	Two sections. Two adjustable wooden shelves each. Finished Top Interior dimensions each—	56 ¹ / ₂ 26	25 ¹ / ₂ 22	42 ¹ / ₂ 36	\$3,019.27

Important Notes

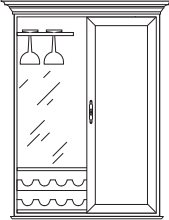
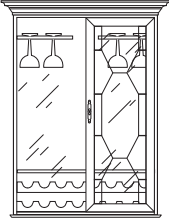
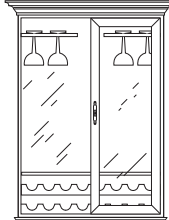
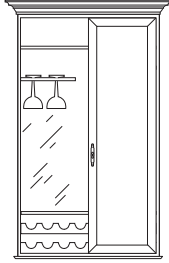
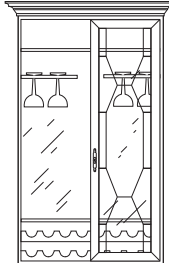
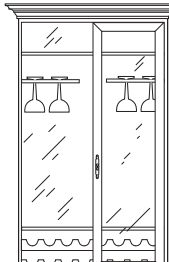
- Because of top moulding overhang, allow an additional 6 inches to overall configuration width.
- When specifying units with different overall heights, allow an additional 4" depth for moulding clearance.

PERFECT FIT CUSTOM WALL SYSTEM GSA NET PRICES

SIN# 71-204 (unless otherwise noted)

BAR UNITS

36" WIDE BAR UNITS

	MODEL NO.	DESCRIPTION	DIMENSIONS			NET PRICE
			W	D	H	
	1226-511 Wood Door Bar Unit	Mirrored back, interior lighting, overhead rack for stemmed glasses.	36	24	53 1/2	\$2,927.13
	1226-011 Wood Door Bar Unit	Same as above except 16 deep.	36	16	53 1/2	\$2,757.03
	1226-521 Mullioned Door Bar Unit	Mirrored back, interior lighting, overhead rack for stemmed glasses.	36	24	53 1/2	\$3,090.15
	1226-021 Mullioned Door Bar Unit	Same as above except 16 deep.	36	16	53 1/2	\$2,927.13
	1226-531 Glass Door Bar Unit	Mirrored back, interior lighting, overhead rack for stemmed glasses.	36	24	53 1/2	\$2,877.52
	1226-031 Glass Door Bar Unit	Same as above except 16 deep.	36	16	53 1/2	\$2,714.51
	1228-511 Wood Door Bar Unit	Mirrored back, interior lighting, overhead rack for stemmed glasses.	36	24	65 1/2	\$3,203.55
	1228-011 Wood Door Bar Unit	Same as above except 16 deep.	36	16	65 1/2	\$3,040.53
	1228-521 Mullioned Door Bar Unit	Mirrored back, interior lighting, overhead rack for stemmed glasses.	36	24	65 1/2	\$3,366.56
	1228-021 Mullioned Door Bar Unit	Same as above except 16 deep.	36	16	65 1/2	\$3,203.55
	1228-531 Glass Door Bar Unit	Mirrored back, interior lighting, overhead rack for stemmed glasses.	36	24	65 1/2	\$3,139.76
	1228-031 Glass Door Bar Unit	Same as above except 16 deep.	36	16	65 1/2	\$2,976.75

Important Notes

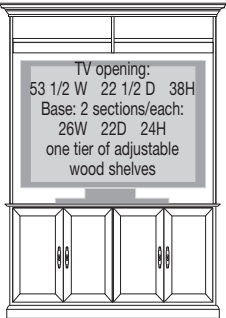
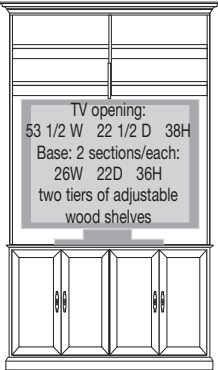
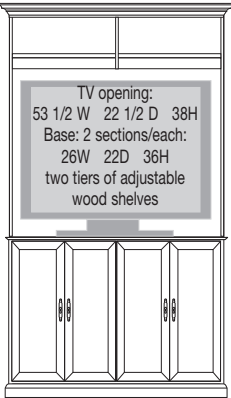
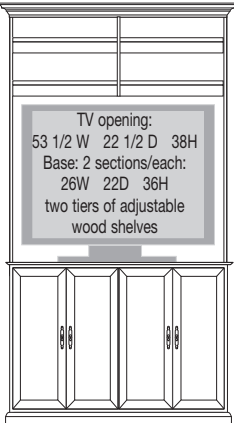
- Because of top moulding overhang, allow an additional 6 inches to overall configuration width.
- When specifying units with different overall heights, allow an additional 4" depth for moulding clearance.

PERFECT FIT CUSTOM WALL SYSTEM GSA NET PRICES

SIN# 71-204 (unless otherwise noted)

ENTERTAINMENT CENTERS

ENTERTAINMENT CENTERS

MODEL NO.	DESCRIPTION	DIMENSIONS			NET PRICE
		W	D	H	
	1215-010 Entertainment Center Can be used as an add-on or freestanding unit. Two piece construction. Three lights in interior.	55	24	84	\$4,387.16
	1216-010 Entertainment Center Can be used as an add-on or freestanding unit. Two piece construction. Three lights in interior.	55	24	96	\$4,550.17
	1217-010 Entertainment Center Can be used as an add-on or freestanding unit. Two piece construction. Three lights in interior.	55	24	96	\$4,550.17
	1218-010 Entertainment Center Can be used as an add-on or freestanding unit. Two piece construction. Three lights in interior.	55	24	108	\$4,713.18

Important Notes

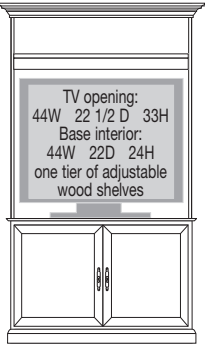
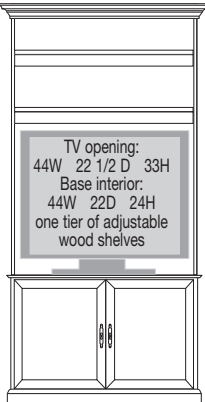
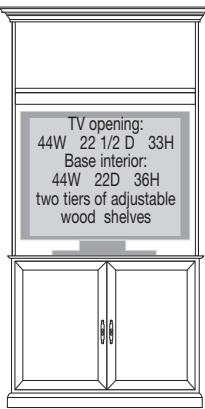
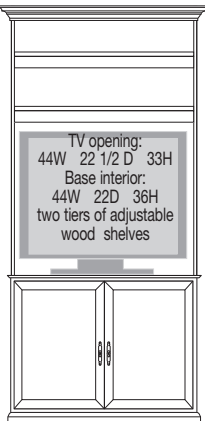
- Because of top moulding overhang, allow an additional 6 inches to overall configuration width.
- When specifying units with different overall heights, allow an additional 4" depth for moulding clearance.

PERFECT FIT CUSTOM WALL SYSTEM GSA NET PRICES

SIN# 71-204 (unless otherwise noted)

ENTERTAINMENT CENTERS

ENTERTAINMENT CENTERS (Continued)

	MODEL NO.	DESCRIPTION	DIMENSIONS			NET PRICE
			W	D	H	
 <p>TV opening: 44W 22 1/2 D 33H Base interior: 44W 22D 24H one tier of adjustable wood shelves</p>	1215-000	Entertainment Center Can be used as an add-on or freestanding unit. Two piece construction. Two lights in interior.	45 1/2	24	84	\$4,061.13
 <p>TV opening: 44W 22 1/2 D 33H Base interior: 44W 22D 24H one tier of adjustable wood shelves</p>	1216-000	Entertainment Center Can be used as an add-on or freestanding unit. Two piece construction. Two lights in interior.	45 1/2	24	96	\$4,231.23
 <p>TV opening: 44W 22 1/2 D 33H Base interior: 44W 22D 36H two tiers of adjustable wood shelves</p>	1217-000	Entertainment Center Can be used as an add-on or freestanding unit. Two piece construction. Two lights in interior.	45 1/2	24	96	\$4,231.23
 <p>TV opening: 44W 22 1/2 D 33H Base interior: 44W 22D 36H two tiers of adjustable wood shelves</p>	1218-000	Entertainment Center Can be used as an add-on or freestanding unit. Two piece construction. Two lights in interior.	45 1/2	24	108	\$4,387.16

Important Notes

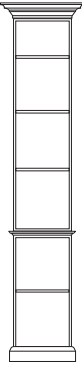
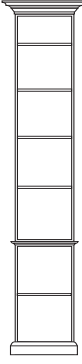
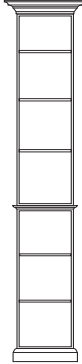

- Because of top moulding overhang, allow an additional 6 inches to overall configuration width.
- When specifying units with different overall heights, allow an additional 4" depth for moulding clearance.

PERFECT FIT CUSTOM WALL SYSTEM GSA NET PRICES

SIN# 71-204 (unless otherwise noted)

CORNER UNITS

CORNER UNITS

	MODEL NO.	DESCRIPTION	DIMENSIONS			NET PRICE
			W	D	H	
	1234-000 Corner Unit	Serves as a tie-in for inside or outside corner configurations. Standard with finished top. Consists of: 53½ H top 30½ H base	16	16	84	\$1,339.53
	1234-100 Corner Unit	Serves as a tie-in for inside or outside corner configurations. Standard with finished top. Consists of: 65½ H top 30½ H base	16	16	96	\$1,417.50
	1235-000 Corner Unit	Serves as a tie-in for inside or outside corner configurations. Standard with finished top. Consists of: 53½ H top 42½ H base	16	16	96	\$1,417.50
	1235-100 Corner Unit	Serves as a tie-in for inside or outside corner configurations. Standard with finished top. Consists of: 65½ H top 42½ H base	16	16	108	\$1,559.25

Important Notes

- Because of top moulding overhang, allow an additional 6 inches to overall configuration width.
- When specifying units with different overall heights, allow an additional 4" depth for moulding clearance.

PERFECT FIT CUSTOM WALL SYSTEM GSA NET PRICES

SIN# 71-204 (unless otherwise noted)

CUSTOM OPTIONS

Shown below are the most commonly requested special options.

If you require additional options, please contact us and we'll be happy to create a plan to meet your specific needs.

Entertainment Centers

- Sized to fit any TV up to 65 wide & 120 high Plus 15%
- Sized to fit any TV from 65 to 75 & 120 high Plus 25%
- TV Pull-Out Option — Some Harden entertainment centers are available with a TV pull-out/swivel shelf.
The two available pull-out/swivel units are listed below with their specifications.
 - 86 Pull-Out — 100# Capacity / 2" Height Reduction / Extends 9 \$171
 - 87 Pull-Out — 200# Capacity / 3-1/4" Height Reduction / Extends 6 \$212.63
- Speaker-cloth door fronts
 - Base door \$113.40
 - Top door \$141.75
- Remote infrared sensor \$233.89
- Add Hinged or Pocket doors to top of Entertainment Centers 45 1/2 TV openings (2 doors) \$850.50
 - 55 TV openings (4 doors) - bi fold \$1,275.75
 - Full length doors on 45 1/2 - 1215/1217's . . \$1,134.00
 - Full length doors on 55 - 1215/1217's . . . \$1,701.00

(Note: Opening on 1216/1218's is too tall for full length doors)

Bar Units

- Refrigeration
 - Small refrigerator – base section 19 1/2h x 17 3/8w x 19 1/4d – 1.7 cubic ft . \$248.06
 - Medium refrigerator – top section 32 3/4h x 20 1/2w x 21d – 4.3 cubic ft . . . \$354.38
 - Medium wine refrigerator – top section . . 25h x 19w x 20 3/4d – 2.6 cubic ft \$659.14

Top Units

- Bi-fold doors/pr \$311.85
- Sliding doors/pr \$496.13
- Pocket doors/pr \$248.06
- Pocket doors with adjustable shelf \$425.25
- Seeded glass door \$177.19/door
- Antique mirror door \$191.36/door
- Wire front door \$99.23/door
- Standard & custom mullion doors \$70.88/door
- Shelf options
 - Change from wood frame glass shelf to solid glass or solid wood \$28.35/shelf
 - Add wood framed glass shelf \$56.70/shelf
 - Add solid wood \$103.95/shelf
- Eliminate a door Subtract \$141.75/door

Base Units

- Finished top surface
 - 3/4 square edge wood top \$49.61/sq ft
 - 1 traditional edge wood top \$63.79/sq ft
- Change style of drawer
 - box to file \$141.75/drawer
- Dimension changes on base or top units w/h/d Plus 10%

(Note: this charge applies to reduce unit size; call the factory for pricing to enlarge unit)


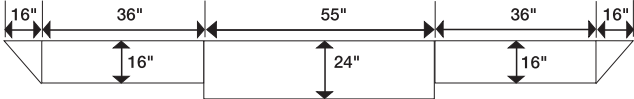
Special Options

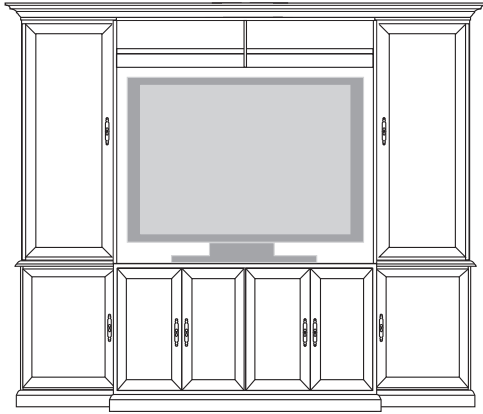
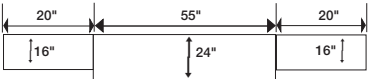
- Remote infrared sensors \$233.89
- Locking systems
 - Decorative \$56.70/lock
 - Cylinder \$70.88/lock
- Surge protector \$148.84

PERFECT FIT CUSTOM WALL SYSTEM GSA NET PRICES

SIN# 71-204 (unless otherwise noted)

UNIT CONFIGURATIONS

	DESCRIPTION	NET PRICE
	<i>(left to right)</i>	
	1235-000 Corner Unit	\$1,417.50
	1214-020 Four Drawer Base	\$1,573.42
	1226-020 Glass Door Top	\$2,268.00
	1218-010 Entertainment Center	\$4,713.18
	1214-020 Four Drawer Base	\$1,573.42
	1226-020 Glass Door Top	\$2,268.00
1235-000 Corner Unit	\$1,417.50	
Total Configuration Price	\$15,231.02	
	<p>Note — Because of top moulding overhang, allow an additional 6 inches to overall configuration width. Also, when specifying units with different overall heights, allow an additional 4 depth for moulding clearance.</p>	

	<i>(left to right)</i>	
	1211-010 Wood Door Base	\$701.66
	1225-010 Wood Door Top	\$1,509.63
	1215-010 Entertainment Center	\$4,387.16
	1211-010 Wood Door Base	\$701.66
	1225-010 Wood Door Top	\$1,509.63
	Total Configuration Price	\$8,809.74
	<p>Note — Because of top moulding overhang, allow an additional 6 inches to overall configuration width. Also, when specifying units with different overall heights, allow an additional 4 depth for moulding clearance.</p>	

solid wood furniture for the commercial environment

HARDEN contract.

HARDEN FURNITURE LLC

8550 Mill Pond Way, McConnellsville, New York 13401

315 / 675-3600 Fax 315 / 245-2884 contract@harden.com

www.hardencontract.com

MADE IN USA

